

# Kids Activity Packet

## ALL ABOUT MATH CONCEPTS

**READ**
**PLAY**
**LEARN**

Your Pierce County Library is filled with **books** and **resources** to spark curiosity and learning.



Pierce County Library System
Information & Imagination

**mypcls.org • 253-548-3300**
Washington Relay TTY 711

7/26 16176

# Books about Math Concepts




































# Games, Songs, and Activities

**Different Ways to Measure**

***Build and Measure***

Using blocks or Duplo Legos,
encourage children to build a few towers of various heights.
Bring out a tape measure.
Measure the height of each tower.
Which tower is the tallest? How tall is it?
Which tower is the shortest?
Can children line up (or construct again) towers in order of shortest to tallest? Or tallest to shortest?



***How Long Is My Foot?***

Using small toys around your home,
encourage children to measure their foot. How many Matchbox cars long is one of their feet?
How many small plastic animals long is one of their feet?
Record this number. Find other toys. Compare how long their foot is based on each of these toys.
Does it take more cars or more plastic animals to measure the length of their foot.

***Ideas came from https://www.educationcorner.com/***



**Shape Stackers Snack**

**What you need:**

Cookie cutters of different basic shapes
Bread
Soft Cheese
Cucumbers

Invite children to cut shapes from the bread, cheese, and cucumbers. They could be all the same shape or a variety of basic shapes. Stack these shapes to create a tall sandwich snack. Enjoy!

***Book with Recipe Idea:***
***Food Play! by Amy Palanjian***



**Patterns in Nature**

Go outside on a neighborhood walk or to a local favorite park and collect some items from nature. Bring a bag with you to collect these items. A few ideas:

Pinecones
Small rocks
Leaves
Sticks
Flowers

Once you've collected a few (or many) items, see how many different patterns you can create.
Here are a few sample patterns to try -
Leaf, leaf, stick, leaf, leaf, stick...
Pinecone, rock, pinecone, rock, pinecone...
Think of other patterns you could try together.
Have fun!

# Big and Small

Find the larger of the objects and check the box below it.

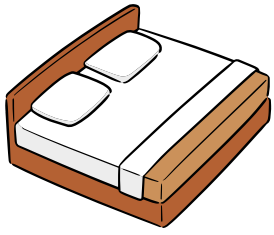

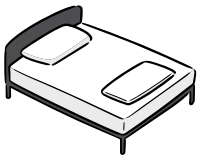















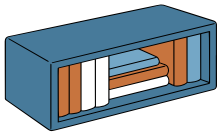





# Circle the different object on each line.











# Heavy or Light

Color the heavy objects green and the light objects blue.









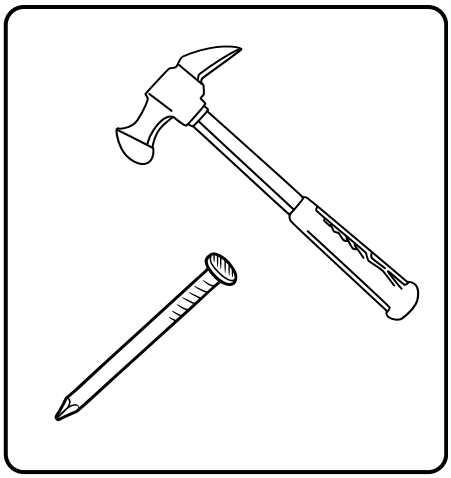









# Number Patterns

Trace the numbers. Look at the patterns below and write the number that comes last in each box.

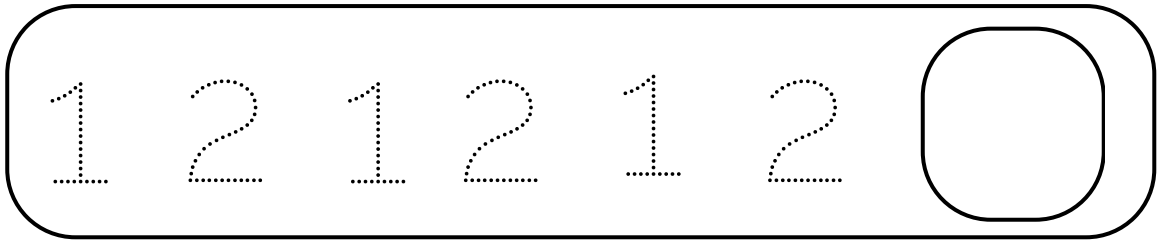


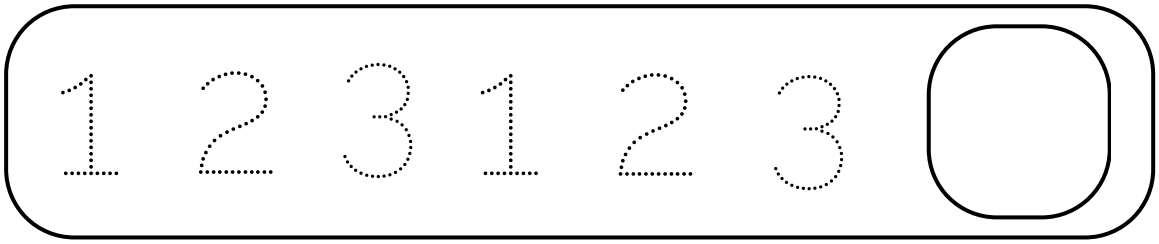





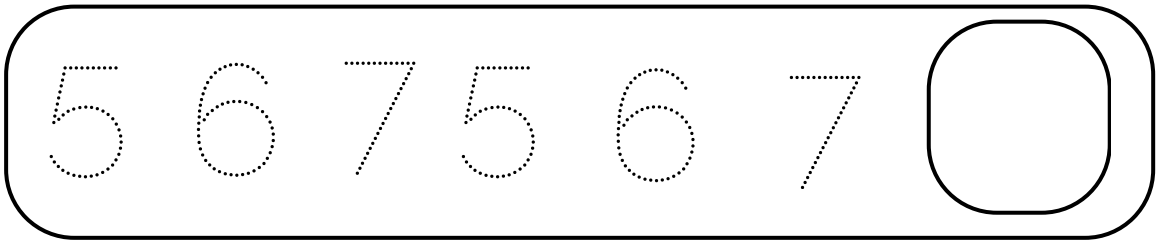




# NUMBER HUNT

Find and color all the number 1's:

| | | | |
|---|---|---|---|
| 3 | 2 | 7 | 8 |
| 5 | 1 | 3 | 1 |
| 6 | 7 | 0 | 9 |
| 1 | 5 | 1 | 2 |
| 6 | 4 | 1 | 1 |

# COLOR THE SHAPES



# Draw a Watermelon Seed!

Draw watermelon seeds according to numbers!


















# Number Matching

**Count and draw a line to the matching numbers!**



5



2



3



1



4

# Sea Animals

*Color By Number*




1-Brown

3-Pink

5-Red

7-Blue

2-Yellow

4-Gray

6-Green

8-White

# Sea Animals

*Color By Number*




1-Pink

3-Gray

5-Purple

2-Yellow

4-Blue

6-Green

# Comparing Length

*Color the correct answer.*

Which snake is shorter?



Which pencil is longer?



Which banana is shorter?

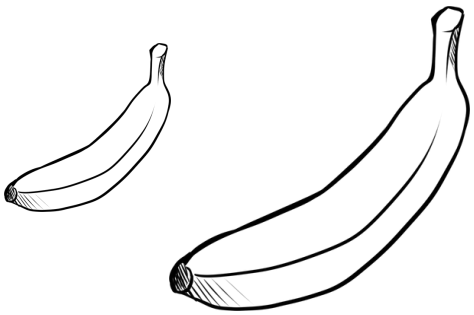

Which stick is longer?



Which car is shorter?




Which ruler is longer?



# Measurement

Measure each object in the chart using blocks and coins.
Write your answer below.





| | | |
|---|---|---|
|  | | |
|  | | |
|  | | |
|  | | |
|  | | |

# Patterns

Complete the pattern by drawing the next shape

