








# KIDS ACTIVITY PACKET

ALL ABOUT WISHES & DREAMS



# Books about Wishes and Dreams



# Songs, Rhymes, and Activities

## New Years Wishing Tree

**Credit:** [www.notimeforflashcards.com](http://www.notimeforflashcards.com)

Write your wishes to someone special as a New Year's gift. You can write a message on a star-shaped card to hang from a tree as a fun decoration. Then, deliver the star for a surprise!

### What you need:

Paper

Ribbon or string

Crayons or pencils

*\*Star-shaped cookie cutter and tempera paint*

Draw or cut out star shapes. For fun, dip a star cookie cutter in paint and place it on your star shaped paper. Let it dry. Write "I Wish" or draw a picture on one side of your star. On the other side, write or draw your wish for your friend or family member.

new year's eve  
WISHING TREE



## Here is My Hat by Eric Ode

Here is my hat, on top of my head.  
Here are my boots, shiny and red.  
Here is my scarf, fuzzy and white.  
Here is my coat buttoned up tight.  
Here is the door that goes outside.  
I turn the handle, I open it wide,  
I take one giant step, and then.....

**BRRRRRRRRRRRR!**

I run back inside!

## Zoom Zoom Zoom

New Years version from Jbrary.com

<https://www.youtube.com/watch?v=uKRI78TFVQM>

Zoom, zoom, zoom, the year is changing soon!

Zoom, zoom, zoom, the year is changing soon!

If you want to make a wish,

Hold it tight inside your fist.

Zoom, zoom, zoom, the year is changing soon!

Zoom, zoom, zoom, the year is changing soon!

5, 4, 3, 2, 1, - HAPPY NEW YEAR!

Check out the video above for the tune.

Jbrary has so many videos with great ideas.



This is a fun song to sing with scarves and toss your scarves into the air when you say

Happy New Year!



*My*

**Hopes &  
Dreams**

A large, empty white rectangular area within a pink border, intended for writing.


# Ice Cream Dreams

**COLORING ACTIVITY**




# New Year's FAVORITE FOOD

Draw your favorite food to eat on New Year's Eve or Day or anytime!



# Color by Number

Use the key at the bottom of the page to color the picture.



10




6



8



9




7



# MY DREAM TOAST

What do you put on your favorite piece of toast?



I am a


BUCKET FILLER!




# I AM CAPABLE



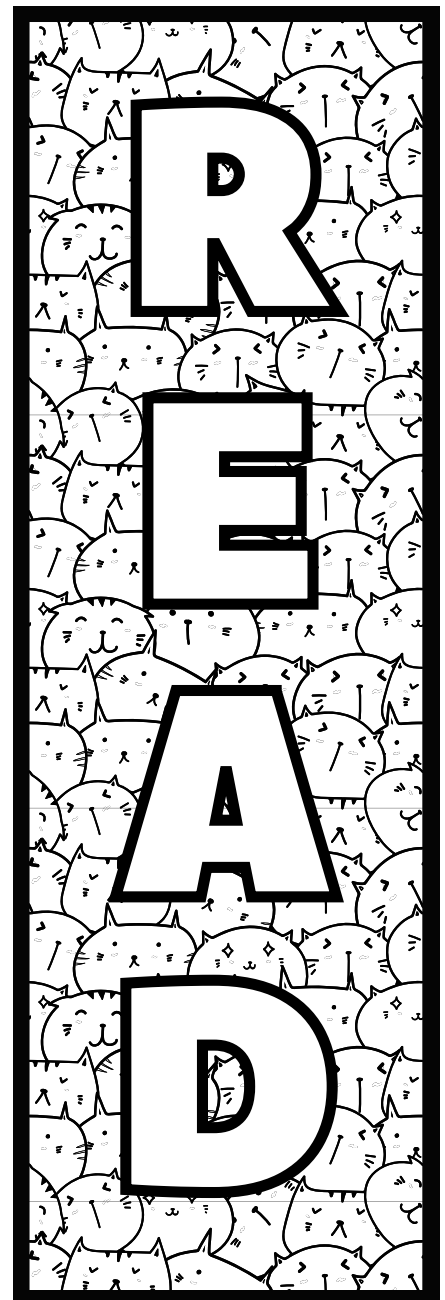


# I AM KIND





# LIBRARY BOOKMARKS


Color and cut out these cute cat  
bookmarks. Give one to a friend.



# WINTER SCISSORS SKILLS

Practice your scissors skill by cutting from the bottom to the animals.





# WINTER

## BUILD A SNOWMAN



Cut out the outlines below.  
Glue them onto a separate paper to build your snowman.

