
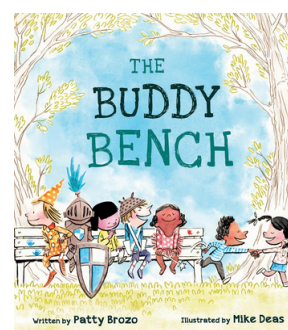








# KIDS ACTIVITY PACKET

## ALL ABOUT SCHOOL



# Books about Back to School



# Games and Activities

## Letter to Object Match Game

### What you need:

**LETTERS:** You can use magnet letters, pictures of letters, or letters that you draw and color.

**OBJECTS:** You will need one object per child that corresponds to a letter. Use found objects around the house.

### How to Play:

Lay out the ABC letters on a table or the floor.

You could sing the Alphabet song while setting out the letters.

Hand out an object that you found and ask your child to look at it and say the word of the object out loud.

Then ask them to think about what the first sound of the object is.

Work on matching each object to the correct letter together!

This is a fun game to play with just a few letters at a time or as many as you like.



## Travelling to School Game

How would you like to get to school?

*-Find a container of some kind*

*-Find pictures or small toys of different forms of transportation*

*(matchbox cars, toy horse, small truck or ship)*

Put these pictures or items into the box.

You could play this as a guessing game with your children where you give clues about forms of transportation and pull each one out of the box.

Or you could just talk about getting to school.

Some ideas could also be silly ones!

*(Would you take a hot air balloon to school?)*



## Decorated Paper Lunch Bags

### What you need:

-Paper lunch bags

-Crayons, markers, pencils, stickers, stamps, (whatever you have on hand)

Have fun decorating paper lunch bags!

This is a good chance to talk about going back to school with your children:

What are they looking forward to?

Are they anxious about anything?

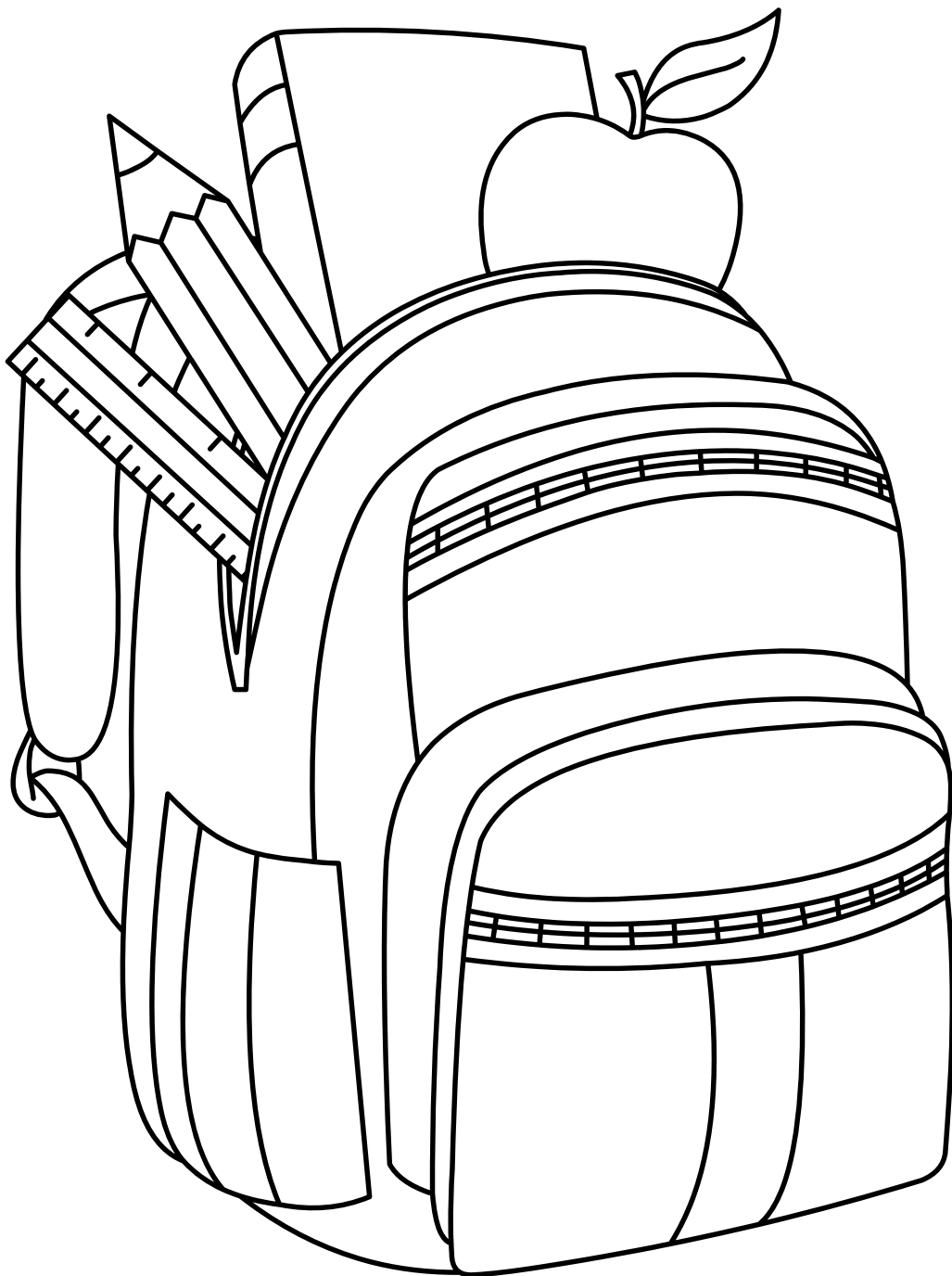
The books in this activity packet address many topics around going back to school.



Visit your local library to find these and other books!

<https://mypcls.org/visit-the-library/>

# BACK TO SCHOOL





# My Lunchbox

Color the food you would like to eat for lunch.













## Our School Bag

- What do you have in your school bag? Draw a line.



# Back to School Coloring Page

Color the capybaras to help them be ready to start school



# BACK TO SCHOOL COUNTING



Find and count the following items.





# FIRST DAY FEELINGS

EXCITED



SCARED



SHY



HAPPY



Do you remember how you felt on the first day of school?  
Draw a picture of you on your first day of school.

A large, empty rectangular box with a black border, intended for a child to draw a picture of themselves on their first day of school.

# THIS OR THAT

Circle your favorite and share your answers with a friend!



Strawberry milk

OR



Chocolate milk




Pet puppy

OR




Pet kitten




Breakfast

OR



Dinner



Writing

OR



Math



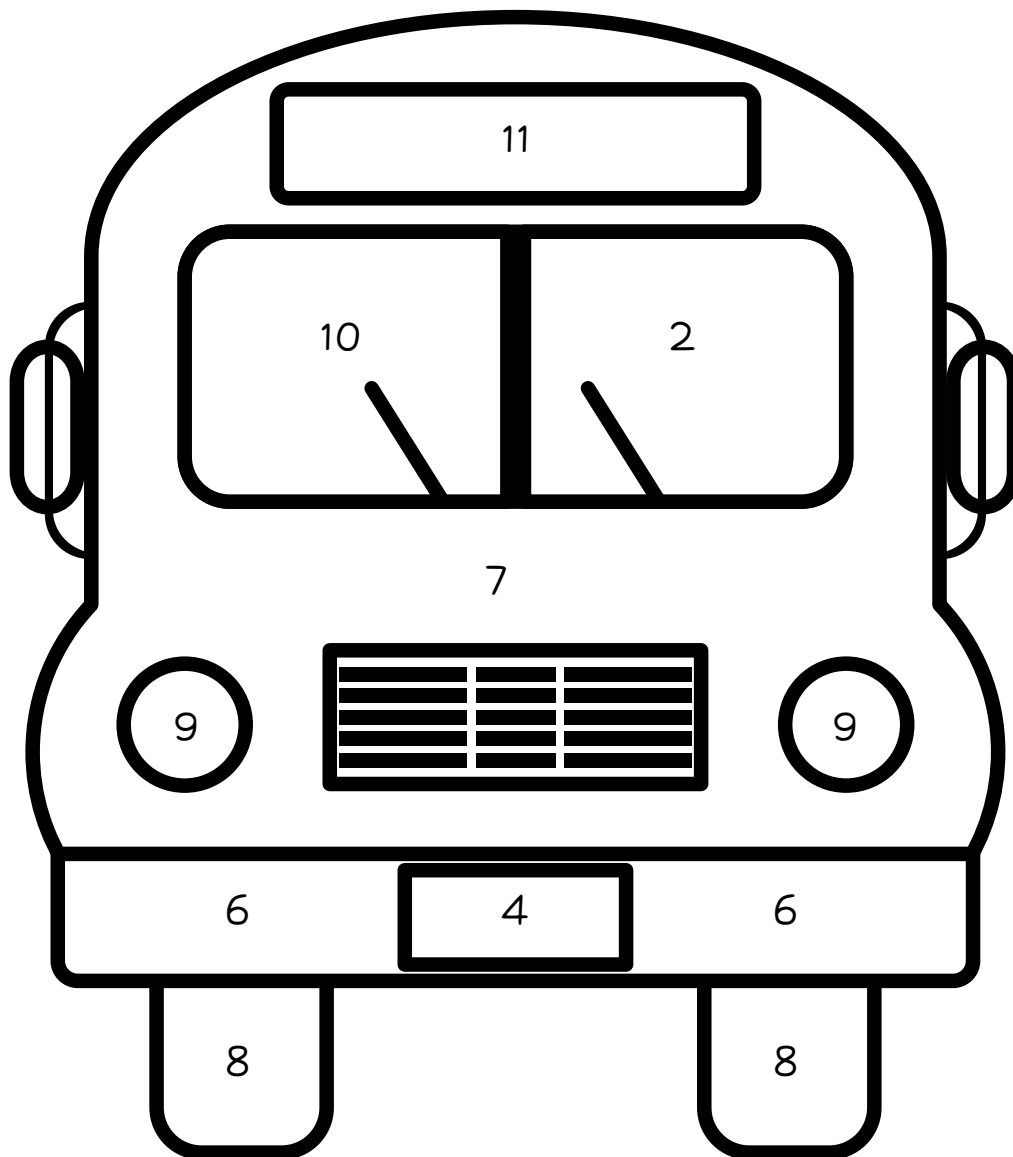
Sunny day

OR



Rainy day

# Color by Number



6 = blue

4 = red

7 = yellow

10 = purple

9 = orange

2 = pink

11 = green

8 = black

# BACK TO SCHOOL SCAVENGER HUNT

Can you spot the objects hidden around the classroom?  
Check the boxes when you have found them!



☐ globe

☐ star

☐ apple

☐ lockers

☐ purple book

☐ heart

☐ clock

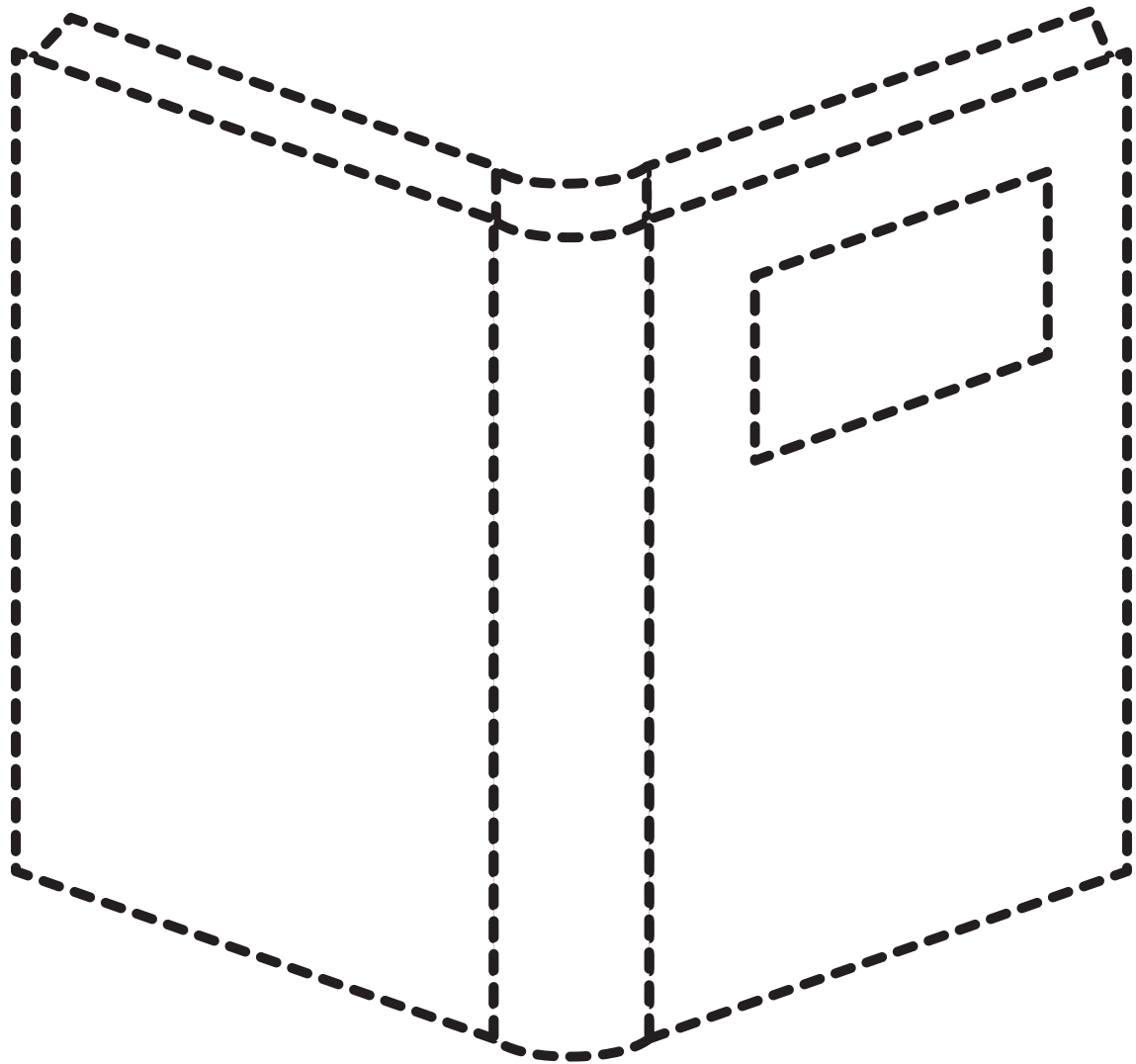
☐ pencil

☐ ruler

☐ blue book

# Back to School

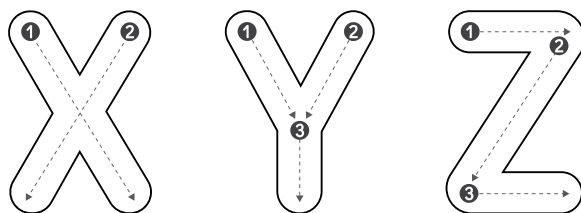
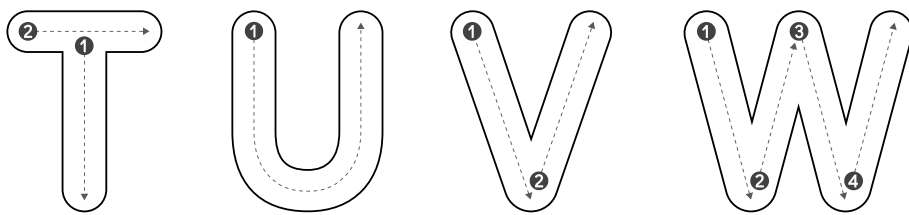
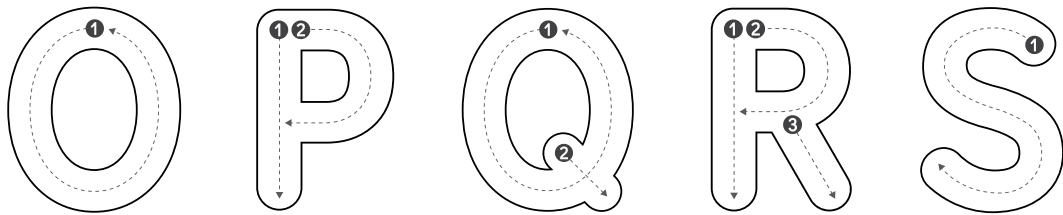
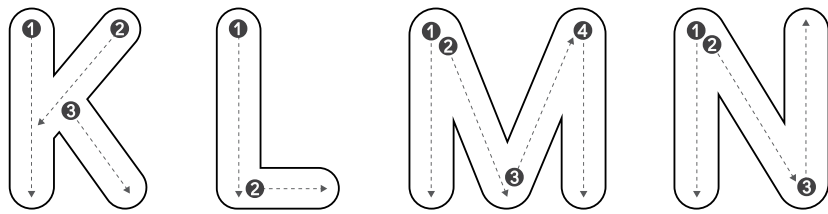
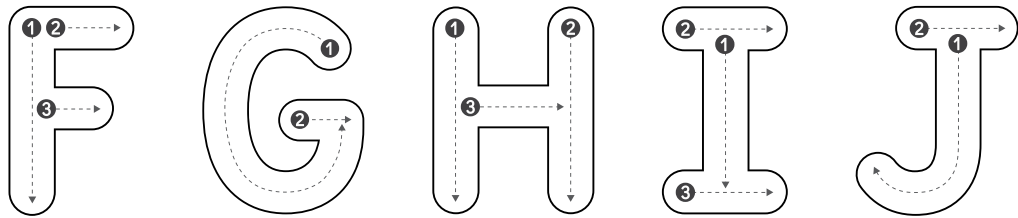
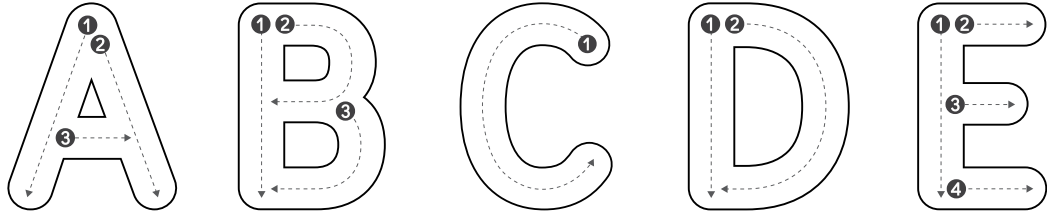
Trace over the dotted lines and word. Decorate your book!



book

# Letter Tracing

Trace the uppercase letters





# School Supplies Tracing

Trace the school supplies. Then color them.

