












KIDS ACTIVITY PACKET

ALL ABOUT WATER



Books about Water and Swimming



Games and Activities

Silly Rhyme: Five Sharks in the Bathtub

One shark in the bathtub going for a swim.

Knock, knock (*clap hands twice*)

Splash, splash (*slap knees twice*)

Come on in! (*wave to enter with both hands*)

(*Repeat with two sharks, three sharks, four sharks...*)

Five sharks in the bathtub going for a swim.

Knock, knock

Splash, splash

They all fell in!

(*Pretend to fall over!*)

This would be a fun song to sing as you play
with water in the sink or tub.

Include some toy plastic fish or sharks!



Best Homemade Bubbles Recipe

Credit: <https://artfulparent.com>

4 cups warm water

½ cup sugar

½ cup blue Dawn dish soap

Whisk sugar and water in a large bowl until sugar mostly dissolves. Add dish soap and whisk to combine.

Let the mixture sit.

You can use the mixture right away but letting it sit for a few hours helps it work better.

Fill individual mason jars with bubble solution or keep in a large bowl.

Homemade Bubble Wands

Credit: <https://artfulparent.com>

What you need:

Pipe Cleaners

Pony Beads

Sticks OR wooden dowels

String beads onto pipe cleaner.

Twist ends of pipe cleaner around the stick or dowel.

Use with a bowl of homemade bubble solution. Wands make extra big bubbles!

Dance, Freeze, Melt Game

What you need:

A picture of something frozen

A picture of something melting

***This packet has some of these pictures for you to decorate and use!!**

Play some fun music and everyone dances!


When the music stops, hold up a picture and everyone must either freeze or melt to the ground, depending on what the picture shows.

Turn the music back on and play again!



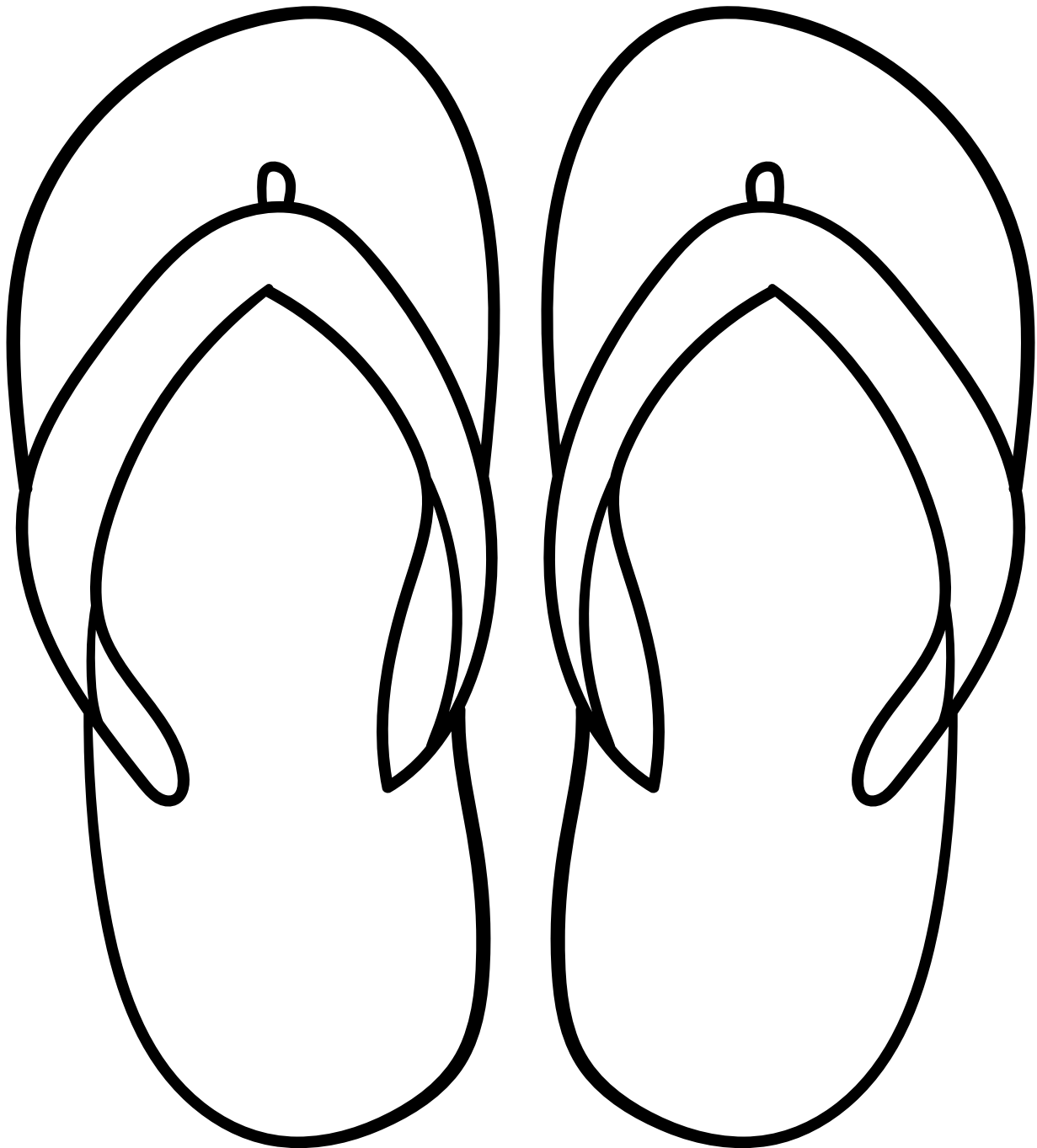
BUBBLE TRACING

Trace the bubble shapes then color.










FLIP FLOPS

Design and color your own flip flops.

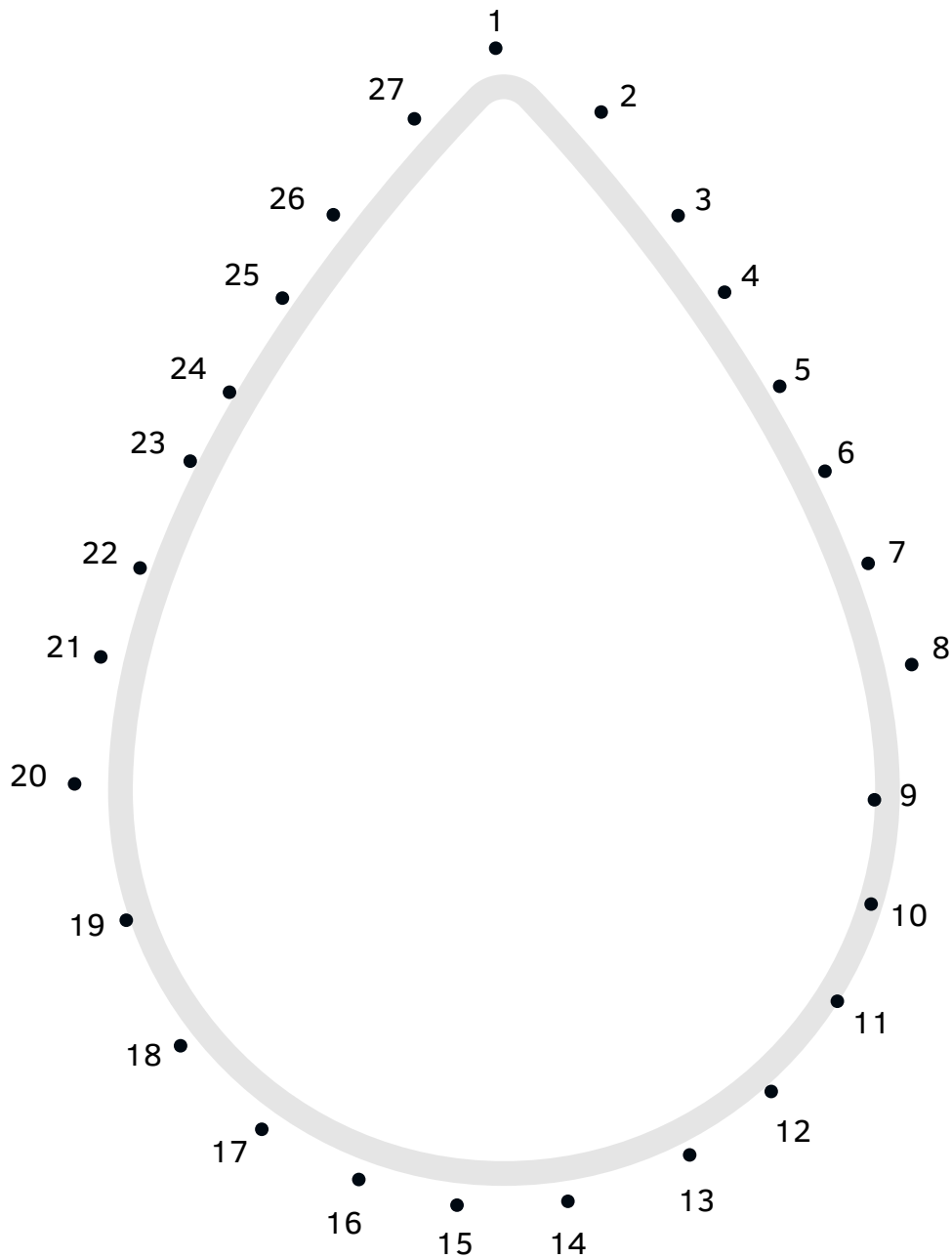


TRANSPORTATION ON WATER

Color all the transportation that goes on water.



Connect the Dots



Water Display

Match the following images with their names.



•

• Wet



•

• Droplet




•

• Bubbles



•

• Pour




•

• Splash



WEATHER TRACING









Trace the lines and color the picture.



Rainy Day


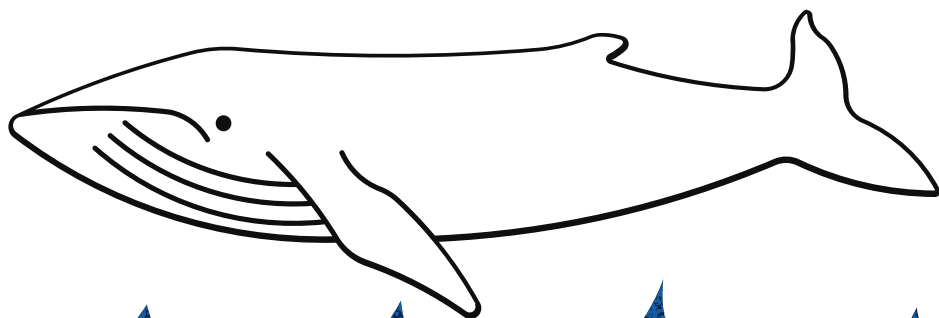


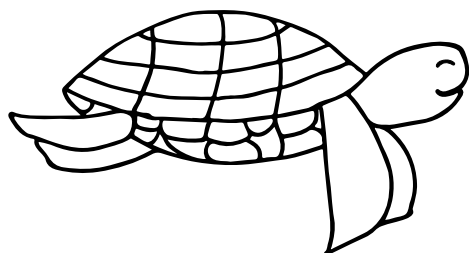

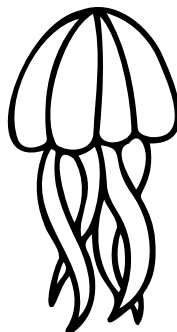




Uses of Water

Color each circle next to the picture for activities you would do with water.






Aquatic Animals

COLOR ALL THE AQUATIC ANIMALS.



COLOR BY NUMBER

Find numbers in the picture. Match the number with the colors below.



KEEP
ON

S

W

I

M

M

I




M

G

!






For Dance, Freeze, Melt Game



SUMMER MEMORY GAME

Print 2 sheets, cut out the squares, and play memory games!
Why not try a game of pairs, or snap?



SUMMER MEMORY GAME

Print 2 sheets, cut out the squares, and play memory games!
Why not try a game of pairs, or snap?

