









KIDS ACTIVITY PACKET

SUMMER ACTIVITIES



Books about Summertime



Rhymes, Songs, and Activities

Read Outside - Go on a 'Booknic'

Choose a fun and comfortable outdoor space to read together.

Under a favorite tree is always fun!

Take a blanket, quilt, or large towel,
some favorite snacks

AND your favorite BOOKS.

You can read books together or quietly.

If you want new book recommendations,
visit your local library.

Here is a link to help you find the
library closest to you -

<https://mypcls.org/visit-the-library/locations-hours/>

Go on a Nature Shape Hunt!

Go on a walk to a favorite park,
or around your neighborhood.


Be on the lookout for shapes in nature.

Can you find something that is shaped like a triangle?

Or an oval? What about a heart or star shape?

Draw or write what you found in a notebook or
on a paper when you get home.

Bring a bag to collect favorite nature
items you find on your walk.



Fruit Salad Silly Song

Sing to the tune

"Are You Sleeping?/Frere Jacques"

Watermelon, watermelon (spread arms wide)

Papaya, papaya, (make arms smaller)

Chop up the banana, (make a chopping motion)

Chop up the banana,

Fruit salad!

(fold arms and make a circle with your whole self)

Fruit salad!



BEACH BALL TOSS GAME

What you need: Beach Ball and Markers

Draw simple pictures on each section of a beach ball.

Each picture means something.

Toss the ball and have the children answer the picture
question that their thumb rests on.

Here are some ideas to get started...

Picture ideas:

Heart – someone they love

Star – favorite famous person

Sun/Moon – day or night, which is best?

Snowflake – favorite season

Music note – favorite song

Television – favorite show or movie

Cat – favorite animal

Ice cream – favorite flavor of ice cream

Carrot – favorite food

Lollipop – favorite candy

Dice - favorite Game

Rainbow – favorite Color

SUMMER TIME




Nature Walk Bingo

LOOK AROUND WHILE YOU WALK THROUGH NATURE AND MARK OFF ANY OF THE ITEMS YOU FIND!

| | | | | |
|---|--|---|--|---|
|  <p>CLOUDS</p> |  <p>NEST</p> |  <p>CATEPILLAR</p> |  <p>ROCK</p> |  <p>ANT</p> |
|  <p>DRAGONFLY</p> |  <p>SQUIRRELS</p> |  <p>TREES</p> |  <p>GRASSHOPPER</p> |  <p>MOTH</p> |
|  <p>BRANCH</p> |  <p>LADYBUG</p> |  <p>FREE SPACE</p> |  <p>SNAIL</p> |  <p>MUSHROOM</p> |
|  <p>GRASS</p> |  <p>BUTTERFLY</p> |  <p>BEE</p> |  <p>WILDFLOWERS</p> |  <p>PUDDLE</p> |
|  <p>POND</p> |  <p>FROG</p> |  <p>DUCK</p> |  <p>BIRD</p> |  <p>WORM</p> |



COLOR SCAVENGER HUNT

Mark off each color as you find it in nature!



Color by letter

Discover the upper or lowercase letters in the picture and color according to the directions below.








SUMMER COUNTING




Count the pictures. Write the number in each square.

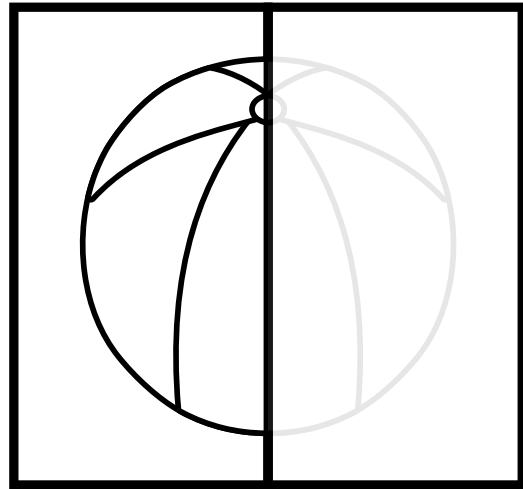


SUMMERTIME


Trace and color the other halves of the pictures.
Then, trace the words.



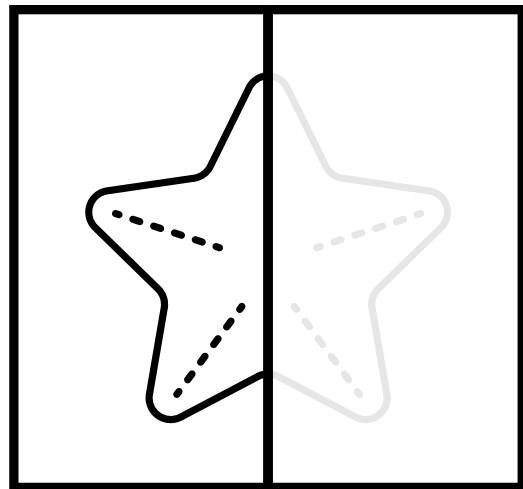
popsicle



beach ball



seashell



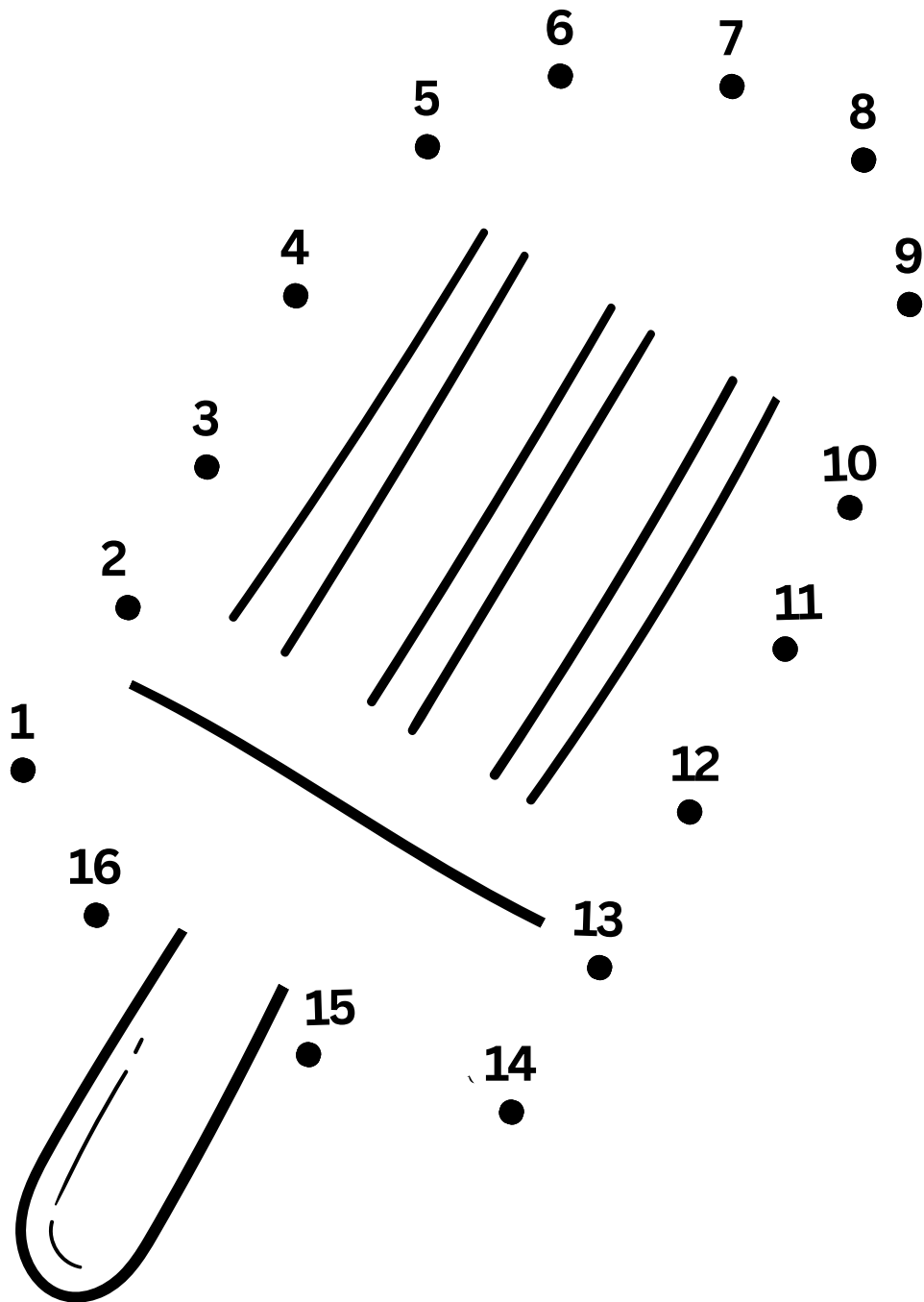
starfish



SUMMER ACTIVITIES

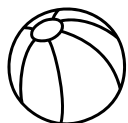








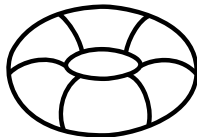



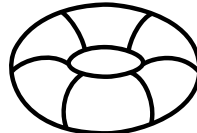





Connect the dots and color the picture



BEACH I SPY

Count each object and write how many you see.

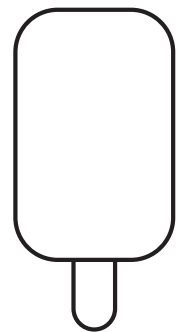

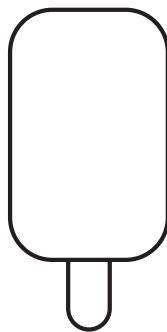


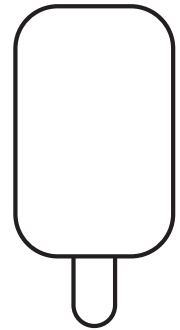
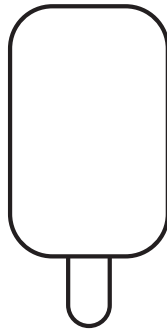


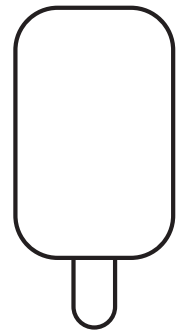
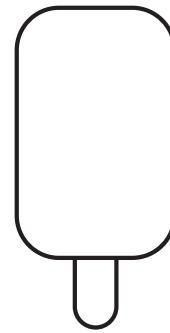

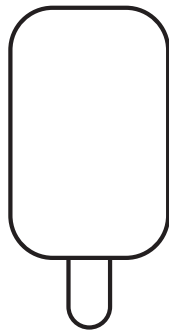


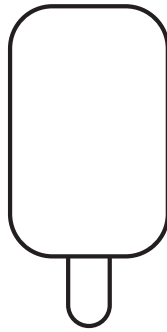




ICE CREAM





MISSING NUMBERS

Fill each popsicle with the missing numbers, 1-20




SPOT THE DIFFERENCE

COLORING SHEET



MISSING LETTERS


Fill in the blanks with the missing letters.




_ig




_anda




_at




_hick




_ow



_nail



_rab



_hale