
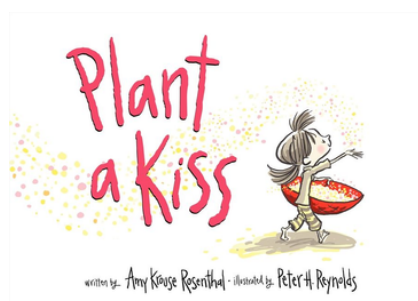




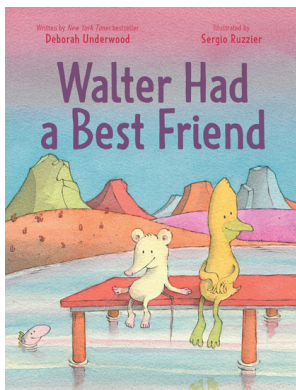


KIDS ACTIVITY PACKET

FRIENDSHIP



Books about Friendship



Rhymes, Songs, and Activities

Five Little Valentines Rhyme

5 little Valentines were sent to my house,
The first one said, "I love you, From Mouse."

4 little Valentines in my mailbox,
The second one said, "Be mine, Love Fox."

3 little Valentines full of love,
The third one said, "You are sweet, From Dove."

2 little Valentines mailed with care,
The fourth one said, "Here's a hug, From Bear."

The last little Valentine, from my friend Blue Jay,
This one said, "Happy Valentine's Day!"



Fun art project – use paper envelopes and draw or color a picture of an animal to go inside each envelope. Say the rhyme as you take the animal out of the envelope. Write the rhyme to go with the animal or have a grown up help you write the rhyme. Give each animal and its rhyme away as a Valentine gift for friends and neighbors.



Valentines Day Mailbox Ideas

Getting and sending letters in the mail is always fun! At home, you can also set up your own Valentines Day mailbox to send and receive letters.

Here's what you need:

Any cardboard or plastic box/container (empty tissue box, delivery box, oatmeal container or other similar food box, Tupperware or other plastic box)

Colorful paper

Glue and scissors

Crayons and markers

Stickers or other fun decorations

Decorate your mailbox and have fun. Put your mailbox somewhere in your home where everyone can add notes to the box. Make your own Valentines Day cards and add these to the mailbox too. These can be short messages or pictures.

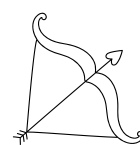

Something to brighten someone else's day. Check the mailbox regularly!

This is something you can keep going as long as you like.

VALENTINE'S DAY

Heart Coloring

Color the correct number of the hearts to match each number below.



8

9

10

7

6

Love Is in the Air

Color some numbers pink. Color some numbers red.



Valentine's Day Color by Number

1= 


2= 

3= 

4= 


5= 

6= 




Find the Differences

Find the 4 differences between the images.
Draw a circle around each difference in the
images at the bottom.




FRIENDSHIP RECIPE







Add all of the ingredients to show what a good friend is:




ROLL AND DRAW A MIXED-UP ANIMAL







Roll the dice 3 times to show what your animal will look like. When you finish drawing, describe your animal. You can play this game with a partner or as a group. Ready to roll and draw?






	1ST ROLL HEAD	2ND ROLL BODY	3RD ROLL SPECIAL FEATURES
	A lion's mane and face	A flamingo's elegant body	Butterfly wings
	A bear's round face with big eyes	A tiger's strong, striped body	A long, curled chameleon tail
	An elephant's head with a long trunk	A snake's long, coiled body	Shark fins on the back
	A crocodile's long snout	A penguin's round, waddling body	An eagle's claws
	A monkey's playful face	A turtle's hard shell-covered body	Peafowl's bright, colorful tail feathers
	A giraffe's long neck and small head	A leopard's spotted, fast body	A rhino's horn on the head




HELLO
FRIENDS!



Coloring Bookmarks



You're DINO-mite!




Happy Valentine's Day!

TO: _____

FROM: _____

You're super cool!




Happy Valentine's Day!

TO: _____

FROM: _____

You're BEARY Nice!



Happy Valentine's Day!

TO: _____

FROM: _____