












JANUARY

Activity Sheets



Books about Bears



Rhymes, Songs, and a Project



A Bed for a Bear

What you need :

Teddy bear to color, like the one here

Crayons

Construction paper

Hole punch and yarn or string

Color your teddy bear. Make his bed using a piece of construction paper folded in half. Hole punch both sides of the paper. Lace the sides of the paper together with yarn or string. You could also tape the sides together.

Put the bear to bed!

Rhyme: Time for Sleeping

Now its time for sleeping

The bears go in their caves

It keeps them warm and cozy

Time for lazy days

When the snow is gone and

the sun warms up the day

The bears will wake up from their sleep

And then go on to play.

Bears by Nancy Stewart, local children's singer and songwriter

Go to <https://nancymusic.com/Bearsplay.htm>

You can listen to the tune Nancy uses for this song,

print out pictures of different types of bears,

and get ideas for more activities to do with this fun song.

**Bears, bears, bears,
So many kinds of bears,
Pick a letter, then tell me
What kind of bear you see!**

One idea - gather some containers from your home (Tupperware or other plastic containers, empty oatmeal containers or other boxes) and gather or make letters.


Tape a letter from the word "bears" to the top/lid of each box (B E A R S)

Inside, fill the container with a picture, plastic or small toy bear and some fun facts or information about that bear.

*Each time you sing the song, choose another container to look inside and find out more about bears. **Come visit your local library also to check out more books about bears!***

Animals A to Z


Color the animal and trace the word




b e a r

Draw a Line

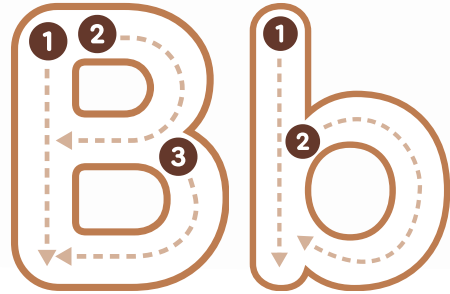
Draw a line from a red arrow to a blue arrow.



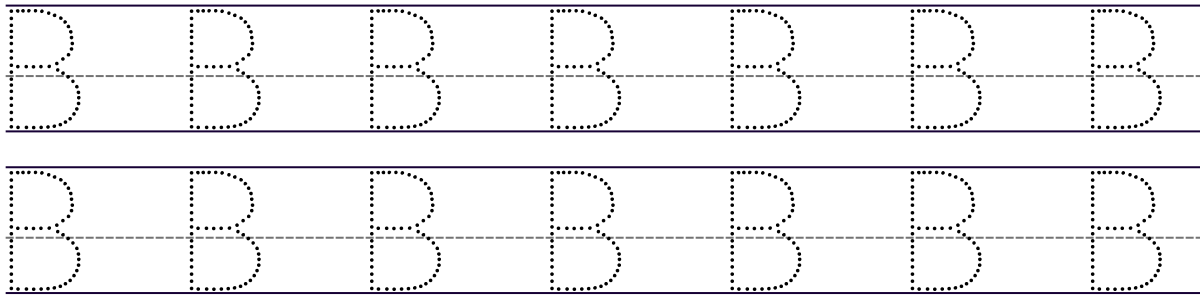
B is for **Bear**



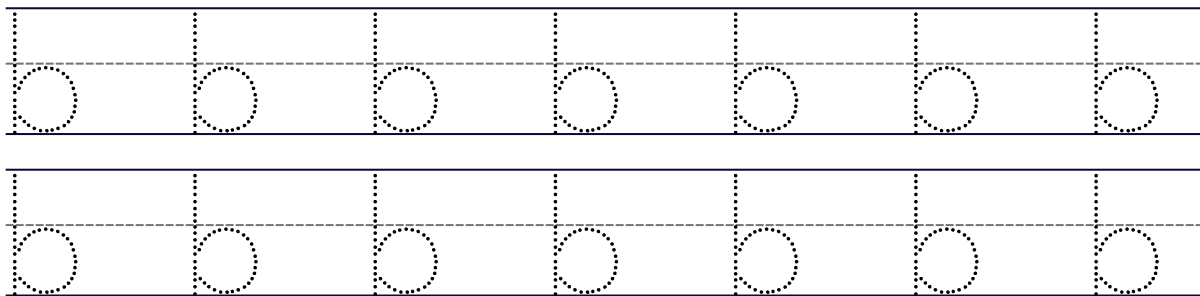
How to trace the letter B & b



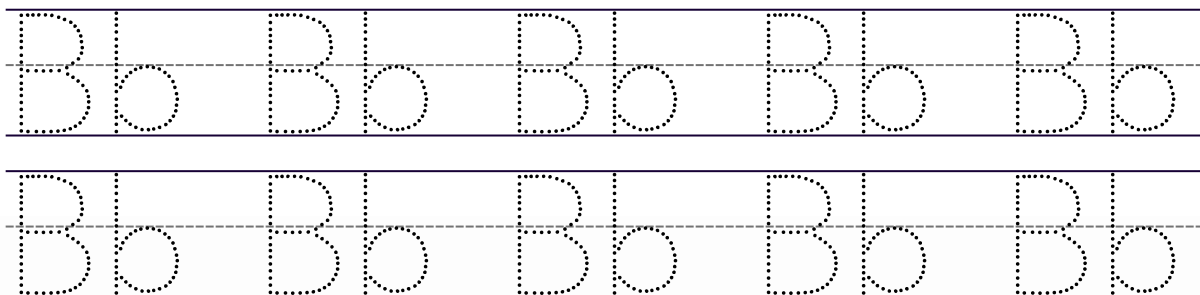
Trace the uppercase letter.




Trace the lowercase letter.



Trace the uppercase & lowercase letter.



Use the grid to draw the other side of the bear and color it.







bear

red panda




Coloring Bears



Panda Trace and Color

Carefully trace the panda then color in your favorite colors.



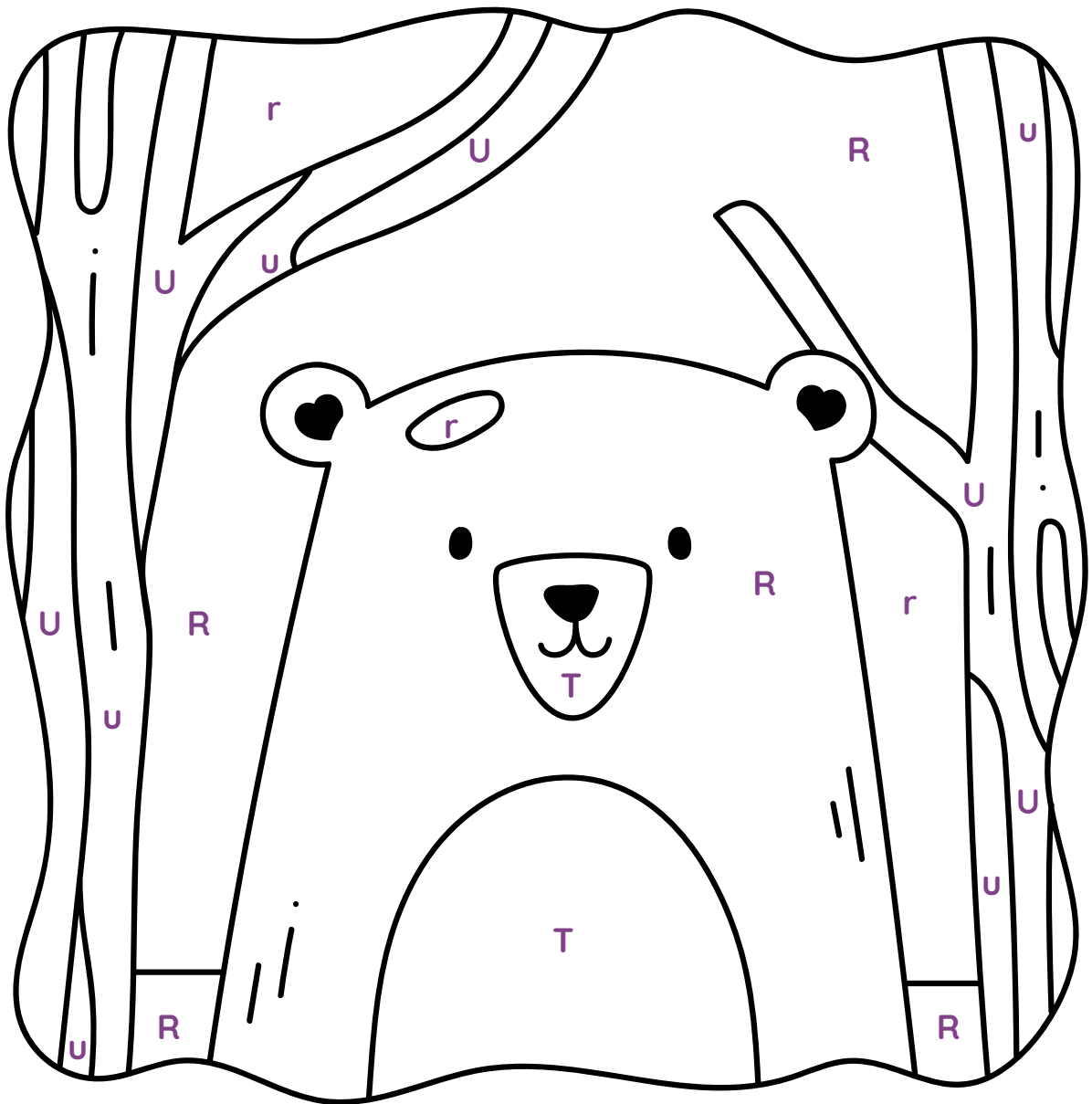
Color by Letter

Rr


Ss

Tt

Uu




Polar Bear



Draw Arched Lines

Draw lines from bear's hand to the balloons.
Cut out the square around the bear and balloons, and use this as a
card for someone. Write a message or draw a picture!





My Teddy puppet

Cut the shapes and make your own puppet

