









SEPTEMBER

Activity Sheets



Books about Apples



Recipes, Games, and Activities

Song: Great Big Apple Tree

Sing to the tune of "Are You Sleeping/Frere Jacques"

Great big apple tree,
Great big apple tree,
Standing tall, standing tall,
Waving your branches,
When the wind blows,
Apples fall! Apples fall!

Act out the words to this song!

Apple Tasting

What you need:

*2-4 different types of apples
Paper and pencils/crayons*

Cut each apple into pieces and let children try each apple. Talk about how the apples are different from each other and also how they are similar. If children like, they can draw a picture of their favorite apple.



ART PROJECT: APPLE JACK CEREAL SNACK BRACELET!

What you need:

Apple jacks cereal

(or any cereal that would be easy to string on a pipe cleaner)

Pipe cleaner, yarn, or lanyard

Invite children to string the cereal onto their yarn, pipe cleaner, or lanyard.

Wear and eat!!


Count-Down Rhyme: Apple Roll

Five little apples in the bowl
One fell out and started to roll
It bumped the table and hit my feet
How many apples left to eat?
Count down until there are no apples left!


Credit: Best Kids Book Site




Apples in a Basket Counting Worksheet




1	2	3
---	---	---



3	4	5
---	---	---




5	9	7
---	---	---




7	2	8
---	---	---

Aa



is for Apple



Letters in My Name




Write your name in pencil:

Color the letters that are in your name.

E	C	H	U	D	A
U	M	B	F	H	M
N	E	A	Z	G	P
O	U	X	L	E	Y
T	R	A	U	D	B
K	I	H	A	S	E



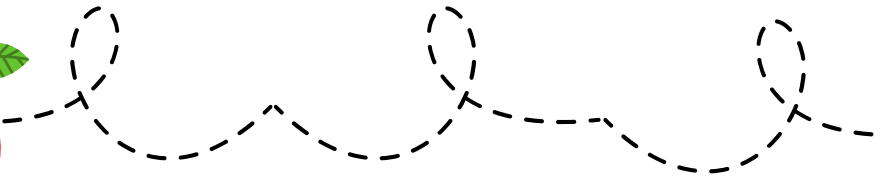





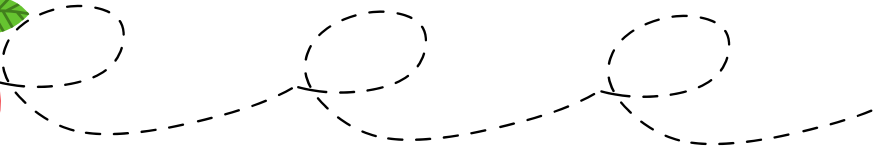


Draw apples on the tree.

Use a red crayon to draw apples on the apple tree.



APPLE TREES

Trace the lines to connect the apples to
the trees.



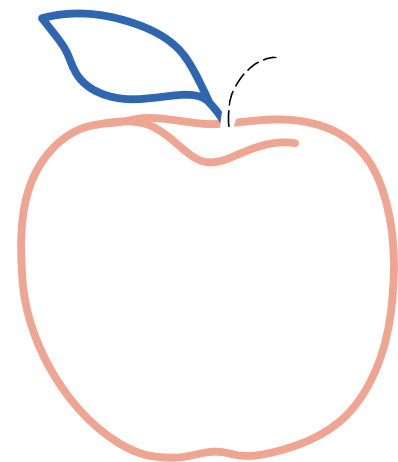
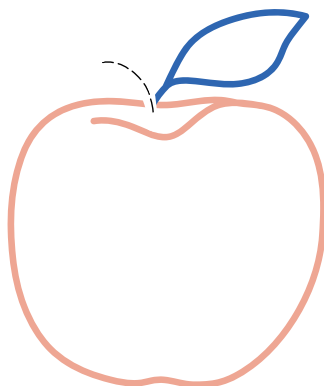
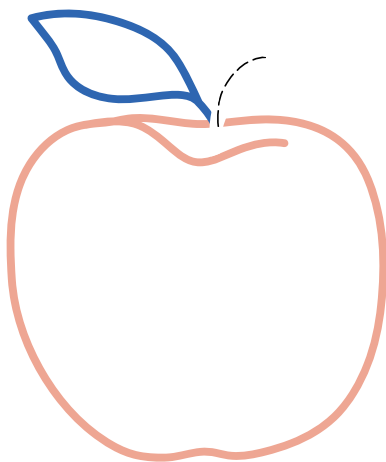
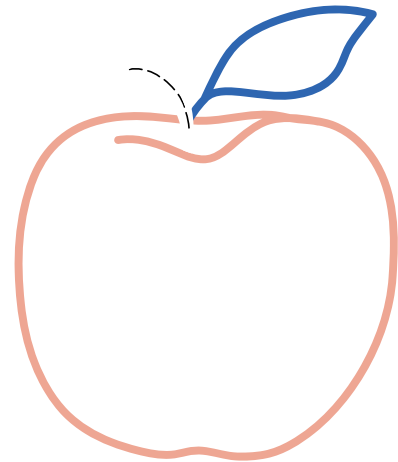
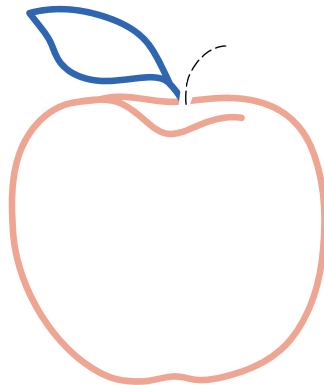
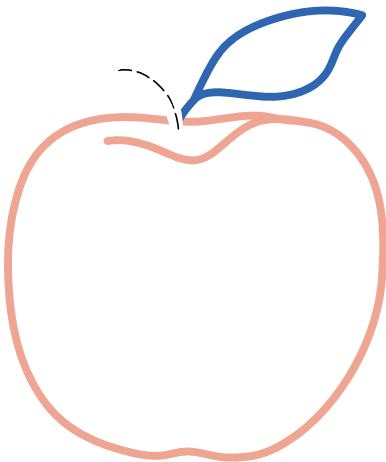
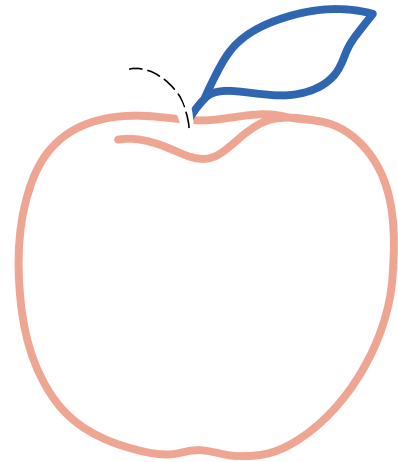
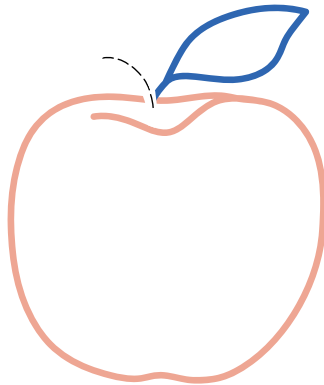
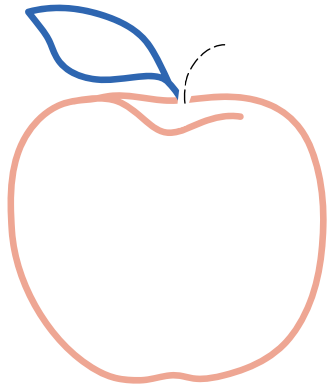
TRACE AND COLOR

1) Draw the stem of the apple.

Draw a curved and short line, start at the apple.

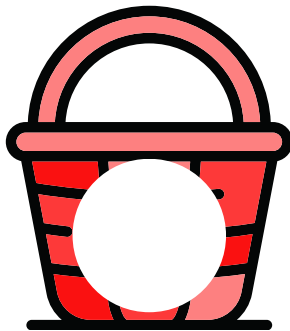

2) Color the apples.

Color the big apples green, the small ones red.



COUNT THE APPLES


Count the apples and write their number on the correct basket.
Circle the basket with the most apples.



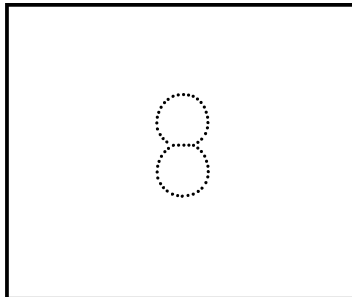
COUNTING TO 10

We are learning our numbers to 10!




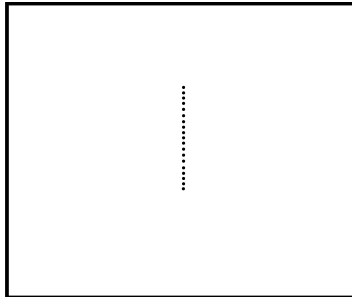


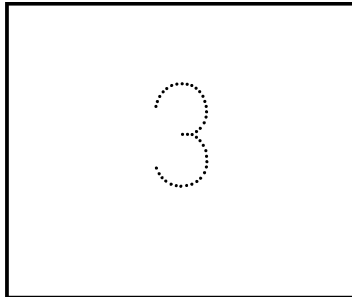


Count it:




Trace it:



Write it:




caterpillar



Apple Memory


Coloring and memory game.



Instructions: Print (2x), color and start playing.

Apple Memory

Coloring and memory game.



Instructions: Print (2x), color and start playing.