





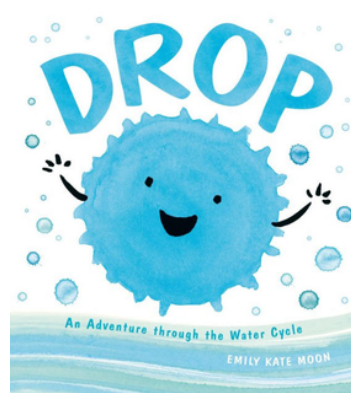





AUGUST

Activity Sheets



Books about Water



Art, Songs, and Activities

Will it Sink or Float?

You can use a large tub or your sink or bathtub for this experiment.

Gather objects around your home and outside that you don't mind getting wet.

Some ideas are - soap, toothbrush, plastic toys, measuring cups or spoons, a ball, a toy boat or car, an apple, rocks, pinecone, leaves. Fill your tub or sink with water.

Before you test each item, ask children to guess what will happen. Will it sink or float?

Try it out and see if they guessed right!



Splashin' Up and Down

Tune: *Bumpin' Up and Down in My Little Red Wagon*

Splashin' up and down in my little red rowboat

Splashin' up and down in my little red rowboat

Splashin' up and down in my little red rowboat

Won't you be my darling?

Additional Verses:

Lookin' out to sea (shade eyes);

Wavin' to a whale (wave),

Don't stand up or you might tip over (lean to right or left)

Tip, tip, tip, tip...sit down!

Credit: *Mel's Desk* - <http://melissa.depperfamily.net/blog/>

Ice Cube Tray Painting

Credit: <https://www.mothercould.com>

What you need:

Ice cube tray or small paper cups

Water

Food coloring

Popsicle sticks

Watercolor Paper works best but you can try other paper

Fill ice cube tray or cups with water but don't overfill.

Drop a small drop of food coloring into each section of the tray.


Break popsicle sticks in half. Mix water and food coloring with popsicle stick.

Leave half stick in tray and add a half stick to each section of the tray.

Freeze overnight. The next day, spread out paper and let children








experiment with ice art. Children may want to wear an old

T-shirt that you don't care about in case of stains.



TRANSPORTATION ON WATER

Color all the transportation that goes on water.





BODIES OF WATER



Write the name of the bodies of water on the box or draw a line to match each picture and word.

Ocean


Pond

River

Lake

Stream






WHALE


SAILBOAT

Complete the dot-to-dot and color the boats




Fish in the Jar


Color the correct number to match the number of fish inside the jar.




4 5 6




5 6 7




2 3 4



1 2 3



7 8 9




5 6 7


MINDFUL SCAVENGER HUNT




WHAT I SEE



Sky



Flowers



Seeds

WHAT I HEAR



Birds



Wind



Insects

WHAT I FEEL



Grass







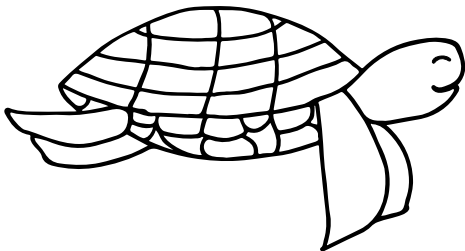

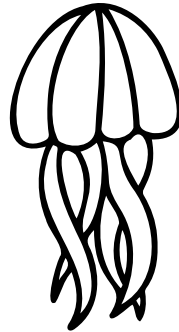




Leaves



Bark


Aquatic Animals

COLOR ALL THE AQUATIC ANIMALS.




Color by Number

Use the color key below.



MY FAVORITE FISH

What's your favorite fish? Draw and describe.




My favorite fish is

.....

.....




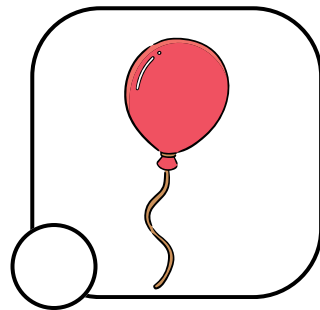






.....



TURTLE

Sink or Float

Color the circle next to the items that float.



KEEP
ON

S

W

I

M

M

I

N

G

!

