






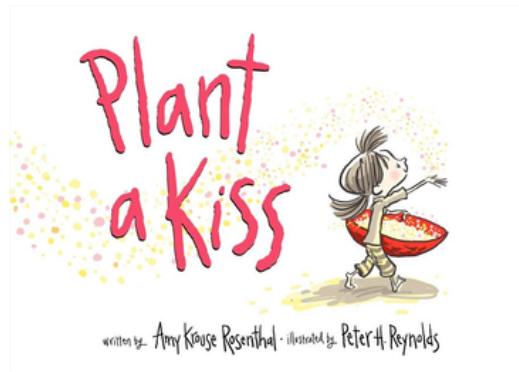





MAY

Activity Sheets



Books About Gardens



Rhymes, Songs, and Games

There's Something in My Garden

There's something in my garden,
Now what can it be?
There's something in my garden
That I can't really see.
Hear its funny sound....
Ribbit – Ribbit – Ribbit
A Frog is what I found!
Ribbit-Ribbit-Ribbit

Repeat with other animals, such as a crow (caw-caw-caw), mouse (squeak-squeak-squeak), rabbit (thump-thump-thump), bird (tweet-tweet-tweet) etc. Play a hide-and-seek game using stuffed animals and hide them in a box. Let children guess what animal you have in the box based on the animal's sound. You can also use pictures of animals and hide them in a box or an envelope.

What Do You Suppose?

What do you suppose?
A bee sat on my nose!
Then what do you think?
He gave a great big wink,
And said, "I beg your pardon!
I thought you were a garden!"

Bee Watering Station

For more information, go to

<https://www.buddhabeeapiary.com/blog/bee-watering-station>

One way to help support bees in the work they do is to set-up a homemade watering station.

What you can use:

A small dish or bowl

Frisbee turned upside-down

The base of a flower pot

A no longer used hummingbird feeder

Fill whatever container you choose with water. Add a little salt to the water so bees can smell and locate the watering station. Don't fill the dish too full.

Add rocks or colorful marbles to the station.

This gives bees a place to land and rest.

Once the bees find your watering station, you do not need to add anything to the water.



Things that Grow Scavenger Hunt

Create a fun list of things to look for in and around your home.

Here are a few ideas - Find something that...

-grows in a planter or pot

-grows in the ground

-comes from a tree

-comes from any kind of plant

-birds like to land on

-butterflies like to land on


Talk together about your favorite foods (that come from plants) and why you like these foods.

IN THE GARDEN

Draw animals you might find in the garden

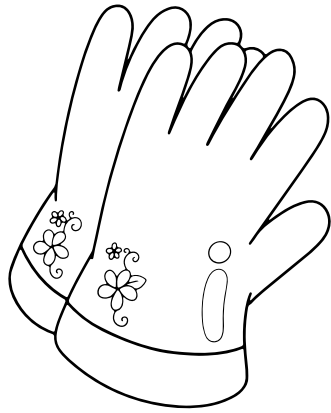


LADYBUG



SPRING GARDEN READ AND COLOR

Read the words and color the pictures below.




The gloves are pink.




The flowers are red and yellow.




The boots are blue.



The plant pot is yellow.



The shovel is green, the pruner is brown.



The watering can is blue, purple and pink.



SPRING SCAVENGER HUNT


Can you find all of these plants and animals outside?




Color by Number Garden

Use the key at the bottom of the page to color the picture.






BUTTERFLY




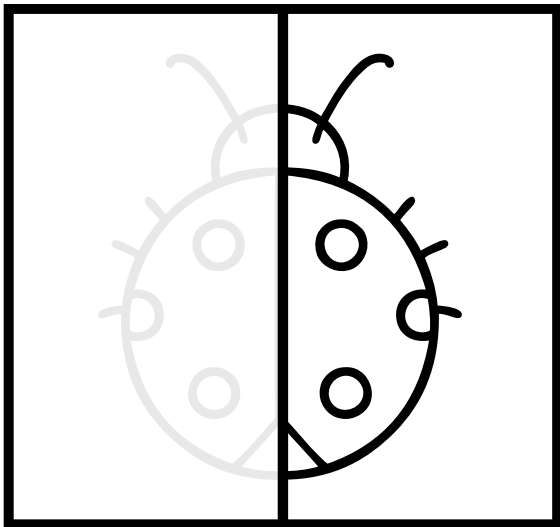


BEE



YOURSELF





SPRING SEASON

Draw the other halves and color the pictures.






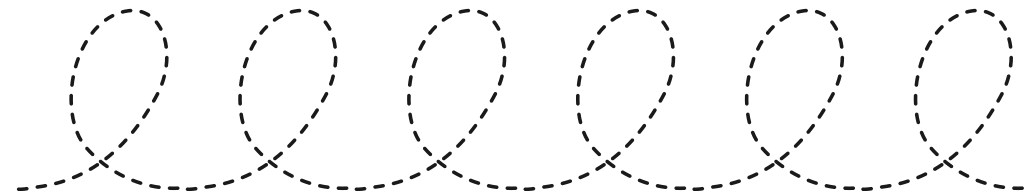

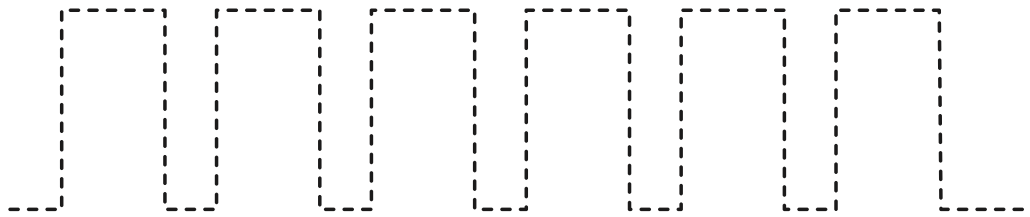
Tracing Bees

Trace and color the bees



SUNLIGHT TRACING ACTIVITY



Trace the line for each sun



Hidden Objects









Find the hidden objects below in the picture above.



What do plants need to grow?

Cut and paste your answers in the box provided.



 pizza	 soil	 sun
 water	 toy	 air