







JUNE

Activity Sheets



New Books to Read this Summer



Games, Snacks, and Activities



Make Your Own Trail Mix

What you need:

Dried fruit (raisins, cranberries, cherries, banana chips, coconut)

Nuts if you eat them

Cereal - any kind you have!

Chocolate butterscotch, or vanilla chips

Pretzels or crackers

Mix these ingredients in a bag or cup.

Enjoy while you read or for an anytime snack.

Homemade Popsicles

What you need:

Popsicle holders - you can use muffin tins with liners, ice cube trays, small paper cups,

small yogurt containers

Popsicle sticks or toothpicks

Fruit juice - any kind!

Pour the juice into your popsicle holders.

Don't fill them to the top but leave a little room.

Put in the popsicle sticks and freeze for at least 4 hours. Enjoy!

Reading Fort

Find some new or favorite books AND find a fun place to read!

Build a fort using chairs, part of your sofa, blankets, quilts, or outdoor chairs if you are reading outside.

Bring a snack and your favorite stuffed animal.

Settle down for a quiet reading time.

If it's hot outside, the fort will help keep you cooler.

Beginning Sound BINGO

In this packet, there are three beginning sound BINGO game cards with animal pictures.

Play this game as you would play any BINGO game where you fill up a row/line on your card to get a BINGO.

Make your own beginning sounds.

Write down each letter of the Alphabet on a small piece of paper.


You will draw one at a time, make the sound(s) of the letter, and look for the picture that begins with this sound.

To make game markers, tear pieces of paper

OR borrow markers from another game.

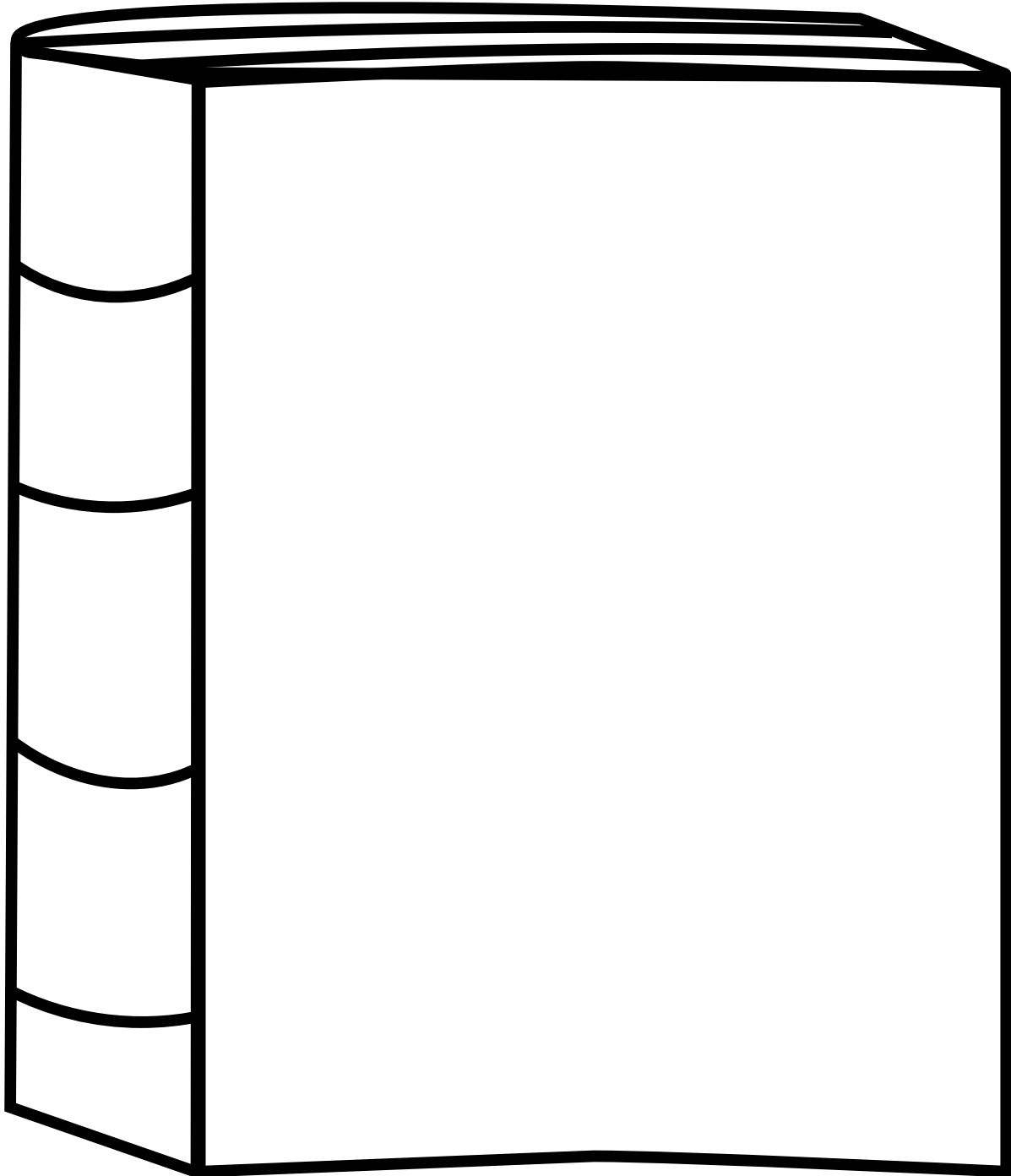


I LOVE READING



DESIGN A BOOK COVER

Draw your own cover for your book!



Read and Circle

Read the sentences and circle the correct picture.

I see a cup.



I see a bus.



I see a rabbit.



I see a dice.



I see a flower.



I see a bird.



I see a pear.



I see a cake.




Missing vowels

Write the missing vowel sound for each of the pictures below. Then, color the pictures.



S _ _ n



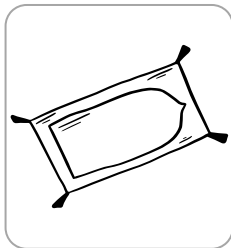
C _ _ t




P _ _ g




P _ _ t



R _ _ g




P _ _ n



H _ _ t



B _ _ d




B _ _ b



C _ _ p

Syllable Review


Color in the correct number of clapping hands to show how many syllables are in each of the words below.



watermelon




pepper



orange



lemon



pear




banana



peach



strawberry




avocado



Color by sound


Color the picture and the beginning sound of each picture.



P

B


T



U

S


E



R

C


S



S

C

R



B

A

F



T

D


B



U

A


B



P

B

I



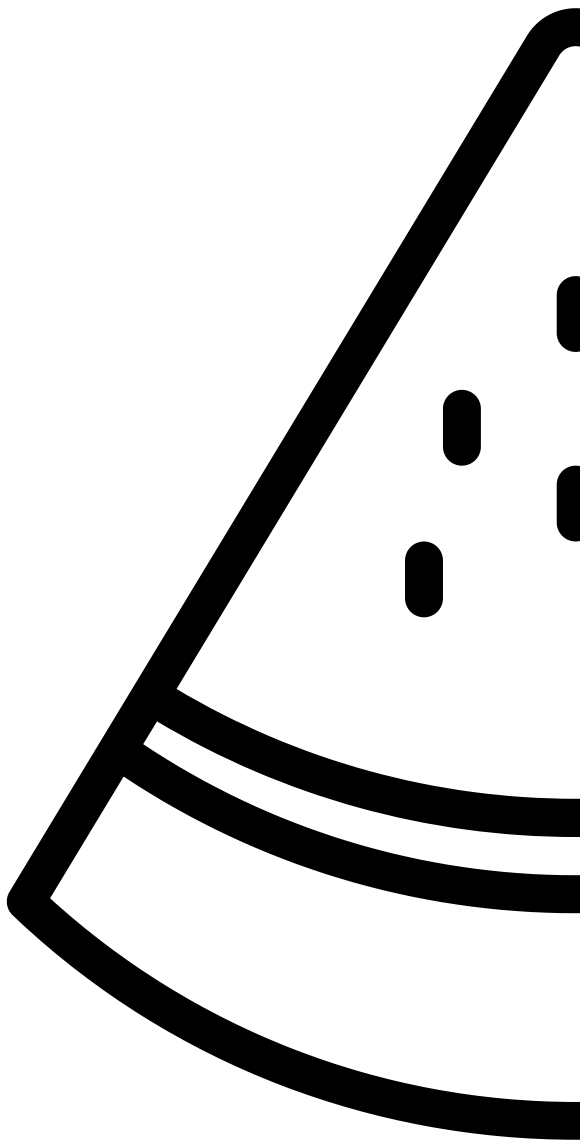
T

B

E


Draw the Other Half

Half of the watermelon is missing. Can you draw the other watermelon half?



color the picture

Color the landscape in using colors that match the numbers.



1=purple

2=yellow

3=blue

4=red

6=pink


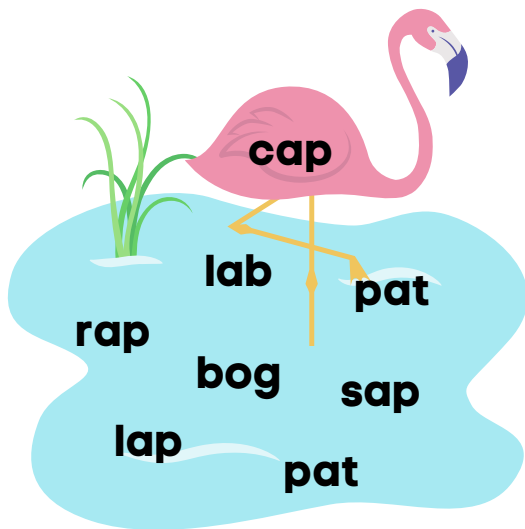

7=orange

8=green

5=brown


























Flamingo Rhyming Practice

Circle the words that rhyme with the word on the FLAMINGO.




























Beginning Sound

B i n g o

				
				
		<p>Free Space</p> 		
				
				













Beginning Sound

B i n g o

				
				
		<p>Free Space</p> 		
				
				

Beginning Sound

B i n g o

				
				
		<p>Free Space</p> 