











APRIL

Activity Sheets



Books about Our Earth



Activities, Songs, and Games

Nature Walk and Collage

Go for a walk around your neighborhood or a favorite local park.

As you walk, take time to look all around you and notice nature.

What sounds do you hear? Do you see birds? Insects?

Notice changes in trees and other plants as spring approaches.

Take a bag with you to collect items from nature.

Bring these items home and create your own nature collage. Contact paper works well for sticking items to the paper!

You can also use Elmer's glue and construction paper.



Plant an Egg Carton Garden

What you need:

An egg carton made from cardboard and recycled paper

Potting soil

Seeds to plant (a few ideas include lettuce seeds, bean seeds, nasturtium seeds, wildflower seeds, sweet pea seeds or carrot seeds)

Fill each cup in the carton with soil, create a hole with your finger, and put a pinch of seeds into each hole.

Give it water and put it near a window where it can get lots of sunlight.

You should see sprouts soon. In early May, you can move the egg carton outside.

You can even plant the egg carton in the ground or in a larger planter outside.

Dig a Little Hole

Dig a little hole (dig)

Plant a little seed (drop seed)

Pour a little water (pour)


Pull some little weeds (pull up and throw away)

Chase a little bug (chasing motion)


Heigh-ho, there he goes! (shade eyes)

Give a little sunshine (make sun)

Grow a little rose (smell flower, eyes closed)




HAPPY EARTH DAY!





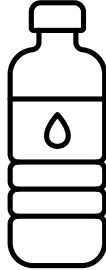

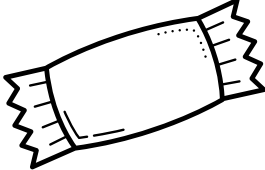


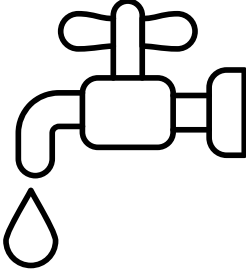
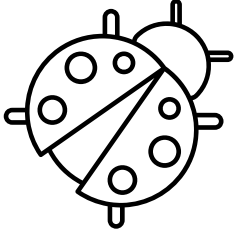

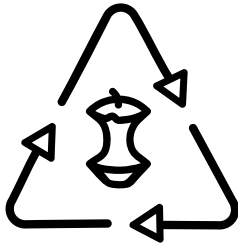
reduce.reuse.recycle

Earth Day

Scavenger Hunt



Find the following objects around your home or school.
Color in each picture once you have found it.

 bird	 garbage	 water bottle
 leaf	 wrapper	 flower
 recycle bin	 water tap	 ladybug
 bicycle	 seeds	 compost

Recycling


Color only the items that can be put in the recycling bin.



I Spy Earth Day





- 1.Count how many of each picture you find.
- 2.Color all the pictures.






MY PLANT

Draw a plant in the pot below. You can include a stem, leaves, and a flower.





EARTH DAY



EARTH DAY READ AND COLOR

Read each word and color the pictures in those colors.




green and blue



green



red, brown, blue



brown



green and yellow



green, blue, black

SPRING FLOWERS COLOR BY NUMBER

Color the picture below using the colors indicated by the numbers.

1

Brown

3

Pink

5

Orange

2


Blue

4


Green

6







Yellow



Directed Drawing





What can you make from a circle?
Follow the directions to draw the snail:



Dot to Dot

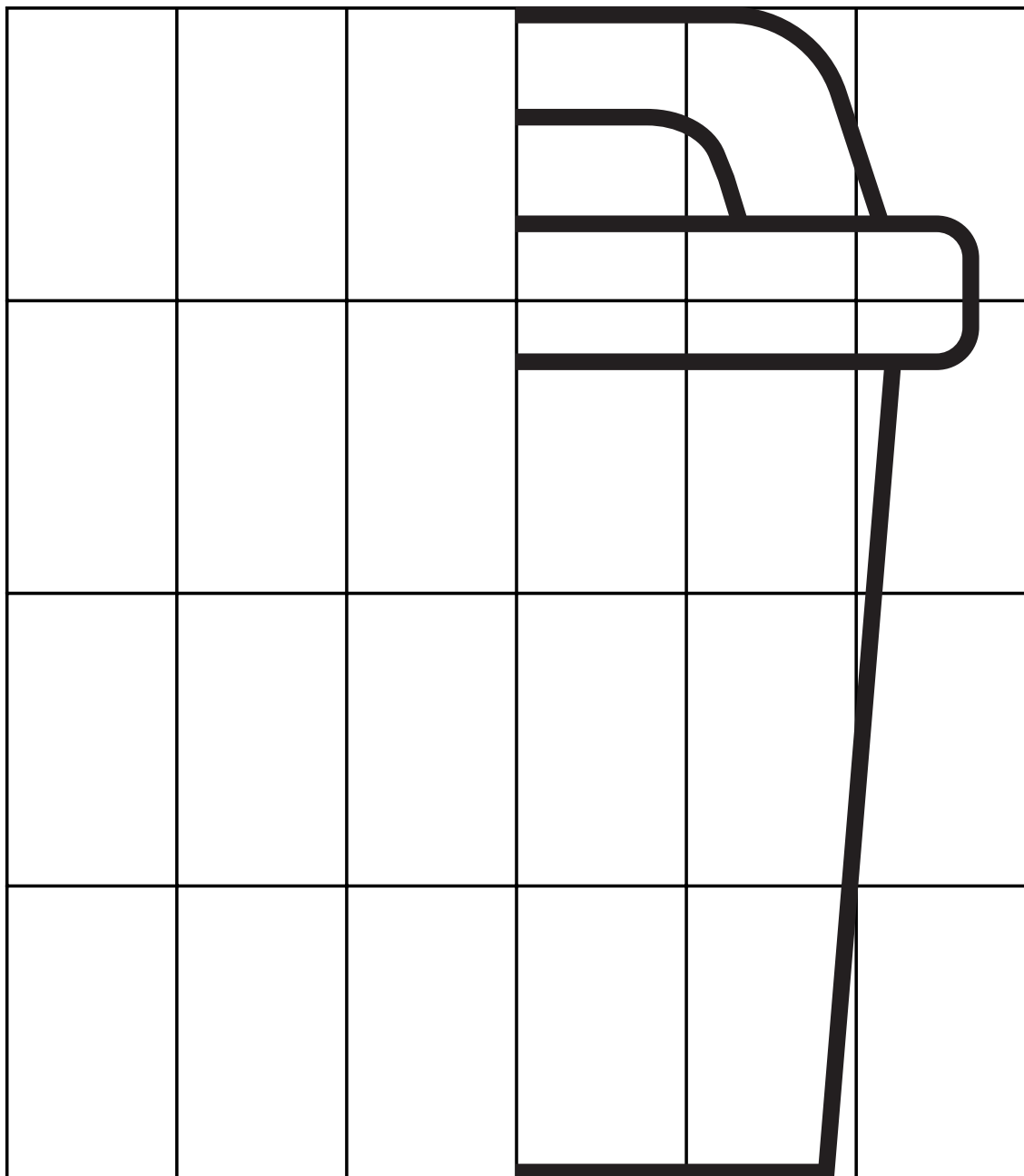
Follow the numbers to connect each dot.



RECYCLE!

SYMMETRY

Complete the picture by drawing and coloring the other half.



NATURE SCAVENGER HUNT

Circle each item as you spot it!

