




# MARCH

## Activity Sheets



**Pierce County  
Library System**

Information & Imagination












LEARNING • ENJOYMENT • COMMUNITY  
[mypcls.org](http://mypcls.org)

Follow us!





# Books About Pond Life



# Rhymes, Songs, and Games

## **Song: Head, Thorax, Abdomen**

Sing to the tune “Head, Shoulders, Knees, and Toes”

Head, thorax, abdomen

Legs, legs, legs!

Head, thorax, abdomen

Legs, legs, legs!

Eyes and mouth and antennae too,

Head, thorax, abdomen

Legs, legs, legs!

*This song illustrates the different parts of an insect.*

*After talking about and showing children a picture of an insect,  
this is a great song to reinforce and practice  
what they learned, in a very silly way!*



## **Silly Jumping Rhyme: Here's Mr. Bullfrog**

Here's Mr. Bullfrog (make a fist)

Sitting on a rock (put fist on palm)

Into the water he jumps...(raise hand high in the air)

KERPLOP! (clap loudly)

## **Little Bitty Bug by Nancy Stewart**

[www.nancymusic.com](http://www.nancymusic.com) and go to “Song of the Month”


A little bitty bug, too small to hug,

Was sitting on the rug, just sitting on the rug,

And then to show his might, he took a daring flight

He landed on my nose, then what do you suppose?

He flew down to my toes!




## **Pond Animals Scavenger Hunt**


Have fun exploring around your house! Look for anything related to animals that live in a pond. You might have a frog stuffed animal, or fish bath toys or stickers of pond animals... Explore and see what you can find. For another idea, look for anything around your house that starts with letter “F” for “frog” or “fish” or maybe the letter “I” for insect, which you can also find many in ponds. Turn it into a fun letter hunt!

# INSECTS

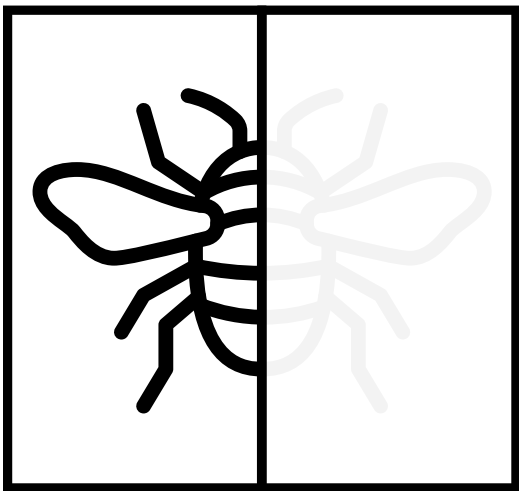
Draw and color the other halves.  
Then, trace the words.



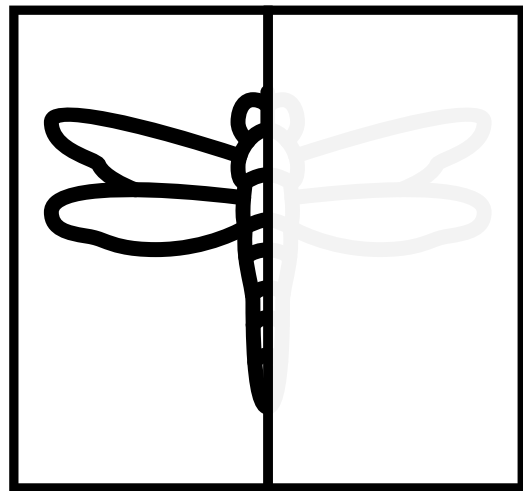
butterfly



spider




bumblebee




dragonfly

# Counting Frogs


Circle the number that represents the number of frogs in the pond. On the other side, draw the number of frogs that is the same as how old you are.



1 3 2




2 1 4



2 5 1




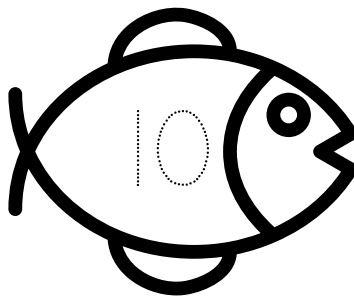

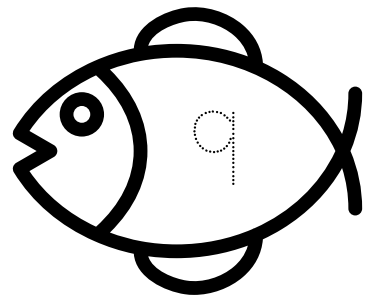

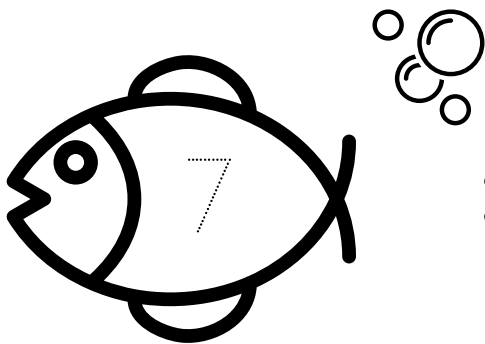


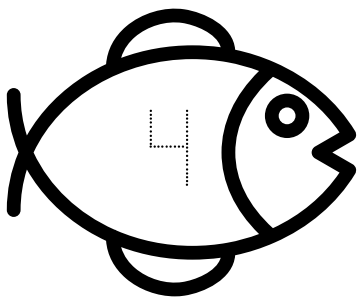



1 4 3



**I am \_\_\_\_ years old.**








# FISH COUNTING

Practice your counting and number writing by tracing the numbers on each fish.  
Then, color the fish.

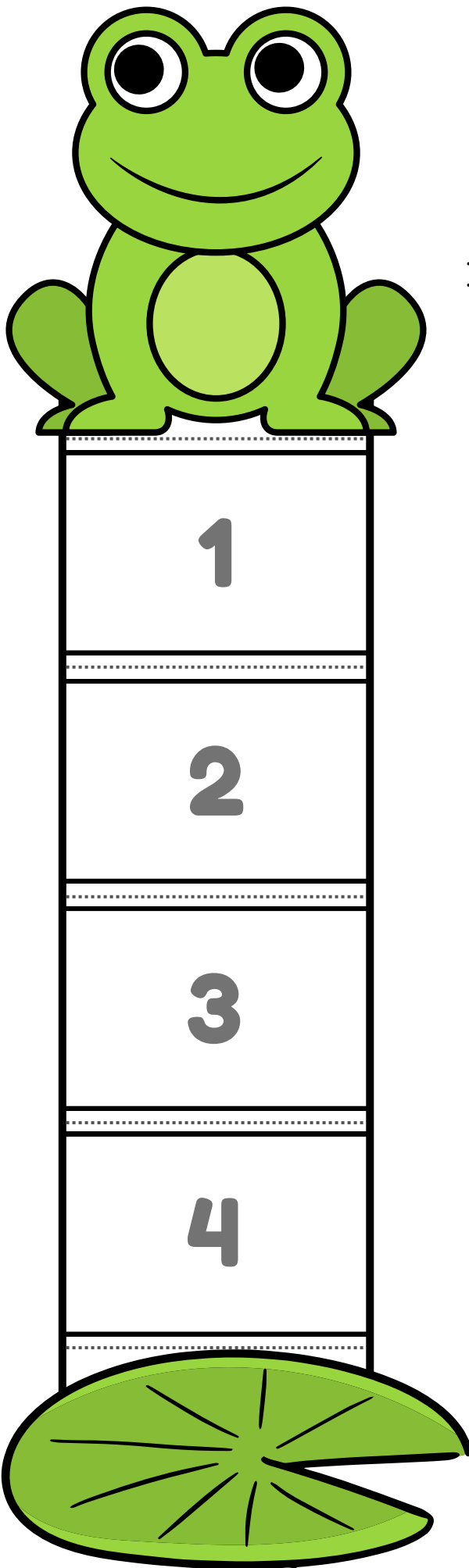


# Count and Draw

*Count the fish. Draw more fish until you have ten.*



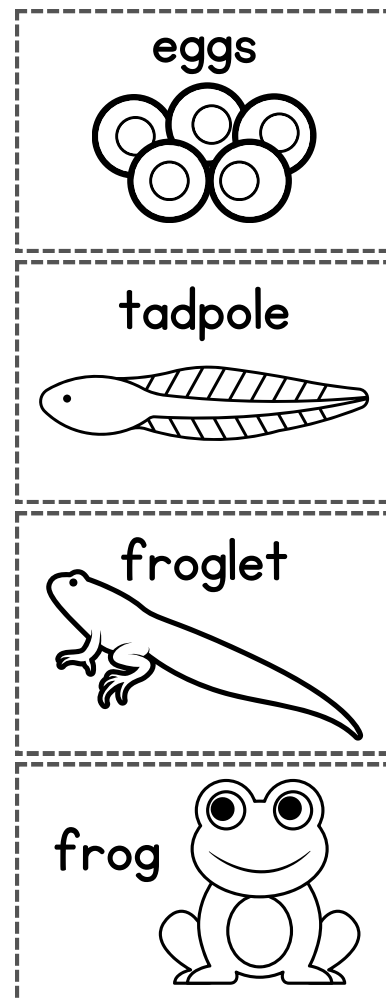




# Life Cycle of a FROG



Instructions:

1. Color the stages of the frog's life cycle.
2. Cut and paste the pictures in order on the boxes.
3. Cut around the frog template and fold the dotted horizontal lines into pleats.



# The Hungry Frog


Color the picture. The frog is hungry. Can you draw some food below?




# Tracing Lines



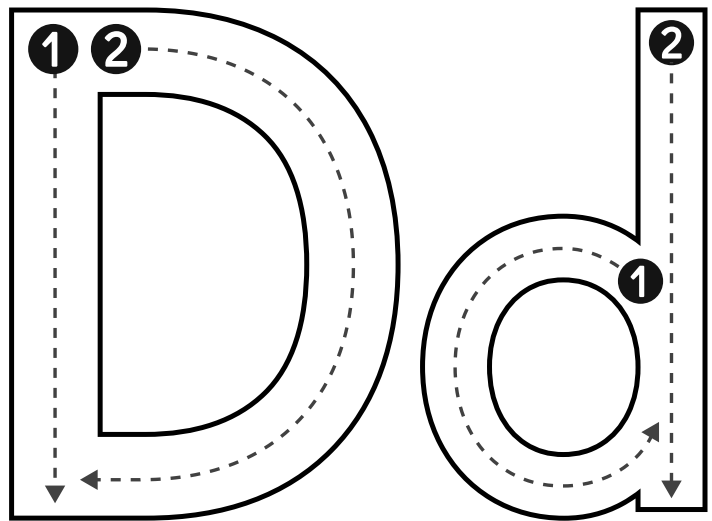

# Dragonfly



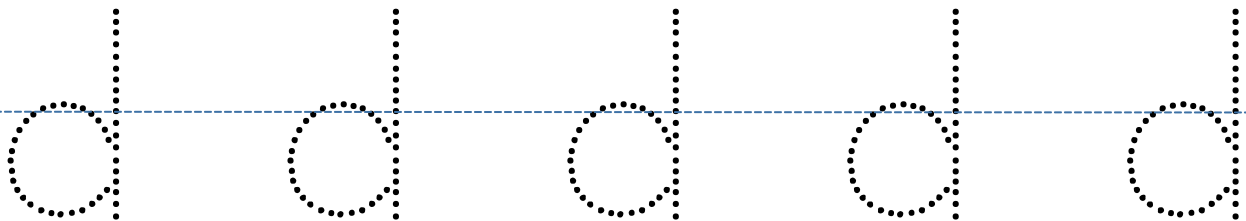
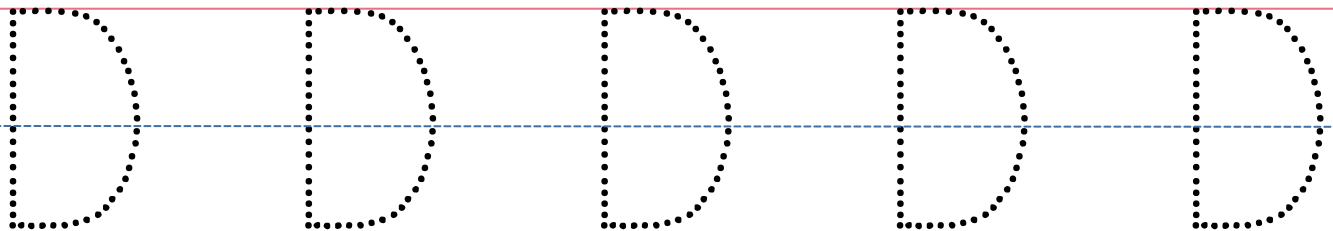
# Duck








D is for duck



Green


**Color in the objects that are green.**




**Frog**




**Rose**




**Rubber Duck**




**Chocolate**



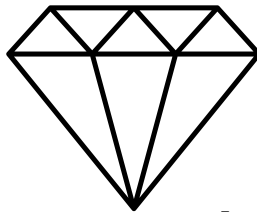
**Watermelon**



**Cactus**



**Grass**



**Diamond**



**Green Paint**