




# JANUARY

## Activity Sheets



**Pierce County  
Library System**










Information & Imagination

LEARNING • ENJOYMENT • COMMUNITY  
[mypcls.org](http://mypcls.org)

Follow us!



# Favorite Books with Rhyming Sounds





# Rhymes, Songs, and Games

## Down By the Bay

Down by the bay, where the watermelons grow  
Back to my home, I dare not go  
For if I do, my mother will say  
"Did you ever see a SNAKE baking a CAKE?"  
Down by the bay!  
Here are a few more silly rhymes to use-  
"Did you ever see a FOX wearing polka dot SOCKS?"  
"Did you ever see a BEAR in a rocking CHAIR?"  
"Did you ever see a CAT wearing a HAT?"  
"Did you ever see a WHALE swimming in a PAIL?"  
"Did you ever see a DRAGON pulling a WAGON?"

*For more fun, write some of these silly rhymes down together.*

*Draw a picture of the rhyme.*

*You could save these pictures and make a rhymes book you can continue to add to and read together.*



## Willaby Wallaby Woo *made famous by Raffi*

Willaby wallaby woo,  
An elephant sat on you!  
Willaby wallaby wee,  
An elephant sat on me!  
Willaby wallaby wara,  
An elephant sat on Sara!  
Willaby wallaby wenry  
And elephant sat on Henry!

*Keep going with the names of your family, friends, or whoever else you can think of – this is fun way to learn names and rhymes at the same time. If you are singing this song in a group, make sure everyone is fine with their name being used before you start singing.*


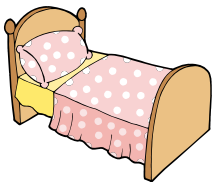
## Alligator One, Alligator Two

Alligator one, alligator two,  
I'm going to stomp my alligator shoe  
Alligator three, alligator four,  
I'm going to give my alligator roar  
Alligator five, alligator six,  
I'm going to do some alligator tricks  
Alligator seven, alligator eight,  
I'm going to climb the alligator gate  
Alligator nine, alligator ten,  
This must be the alligator end!



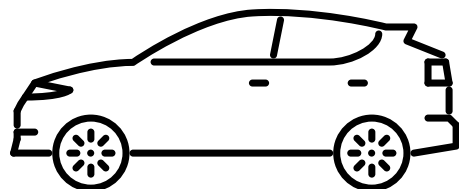
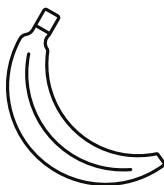

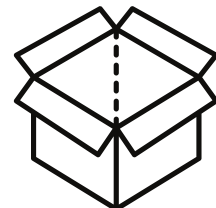







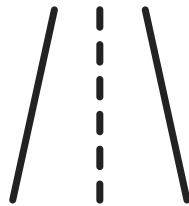

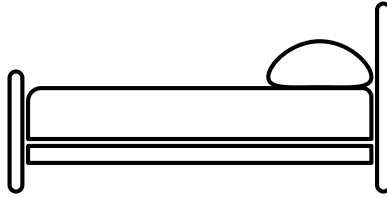

# Rhyming Time With Pictures


Draw a line from the picture on the left to match its rhyming word picture on the right.



# Rhyming Match








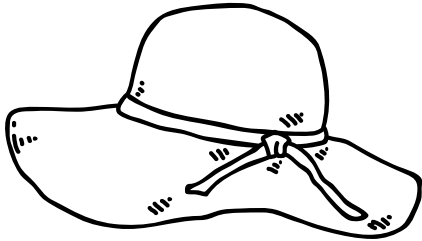
Color the images in each row that rhyme when read out loud:






# \_at Word Family

Color all the pictures below that rhyme with CAT.



# Color by sound


Color the picture and the beginning sound of each one



P

B


T



U

S


E



R

C


S



S

C


R



B

A

F



T

D


B



U

A


B



P

B

I

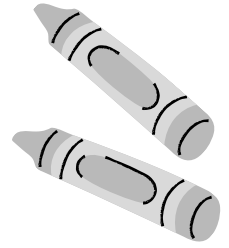





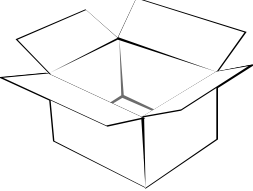






T

B

E

# READ AND COLOR



FOX		
BOX		
LOG		
DOG		
MOP		



# WINTER MITTENS

Color the mittens using the correct color indicated by the letter shown.

Ww

Red

li

Pink

Nn

Orange

Tt











Blue



Ee

Green

Rr

Yellow





# Color by Number

Use the key at the bottom of the page to color the picture.



1



2



3




4







5



**Design and color your mug of hot cocoa. Talk about who else you think might like a mug of cocoa!**





# Rhyming Matching Puzzles





# Rhyming Matching Puzzles



# Rhyming Matching Puzzles

