






# November

## Activity Sheets





# Books About Homes



# Songs, Games, and Activities

## Here is a House

Here is a house built up high (hands over head to make a roof)  
With two chimneys reaching for the sky (raise arms up high)  
Here is a window (draw a square)  
Here is a door (pretend to open the door)  
If we look inside (peek through fingers)  
There's a mouse on the floor! (scamper fingers away quickly)



## Silly Animal Toast Snacks

What you need:

Bread of any kind

Peanut butter, cream cheese, jam, nutella  
(something to spread)

Fruit - bananas, grapes, raisins, berries

Create your own silly animal face!

If you don't want to use toast, you can also use crackers.

Make a house shape for a snack too -  
with window, a door, a doorknob, and a roof.

Have fun!



## Shape House





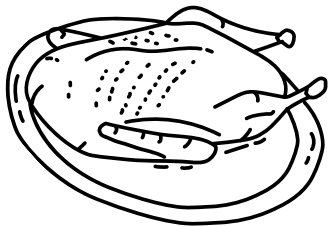
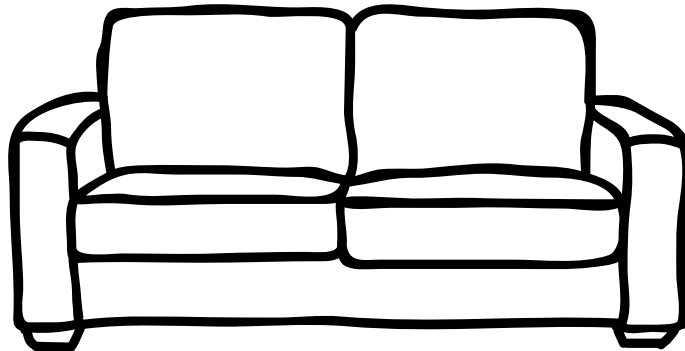
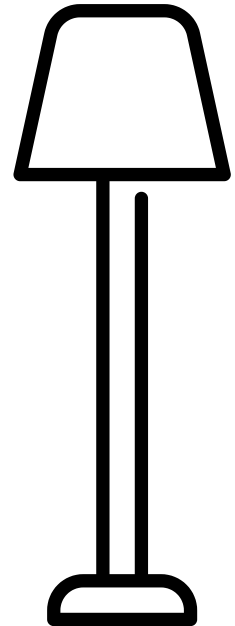


Some houses are wood and some are stone,  
But let's build one with shapes alone.  
Start with a square, but we won't stop.  
Add a triangle up on the top.  
Then a rectangle for the door.  
Now square windows, 1, 2, 3, 4.  
A little circle is just for fun,  
Now our shape house is all done!  
*Get out some blocks and say this fun rhyme  
while children build their own shape houses!*

## Song: Put the Baby to Sleep

Now it's time to go to sleep  
Put the baby in the bed  
Cover the baby with the blanket  
And kiss the baby goodnight. (Whaa, Whaa...)  
Uh-oh! (Baby wakes up)  
What does the baby need? (ask children)  
*Continue to add children's suggestions each time  
to the last verse of the song  
until the baby is finally asleep.  
You can make this as long or as short as you like...*







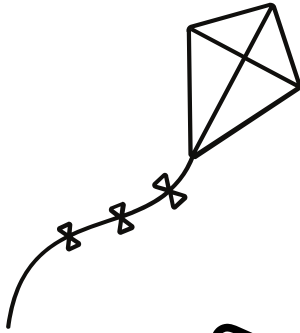
# THINGS IN THE LIVING ROOM

Can you color all the things found in the living room?




# THINGS IN THE DINING ROOM


Can you color all the things found in the dining room?




# MY ROOM

Draw a picture of your room at home or your favorite room in your home.

A large, empty rectangular box with a green border, intended for drawing a picture of a room. The box is centered on the page and occupies most of the lower half of the worksheet.



# ALL ABOUT MY PET



**This is my pet! Can you draw your pet and  
also draw what they like to eat?**



**My pet's name tag**

**What my pet eats**

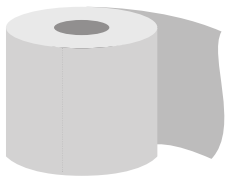


# Part of the House

## The Bathroom



Draw a circle around things that belongs to the bathroom.



toilet paper



blender



soil



toilet



soap



oven mit



bathtub



wheelbarrow



# Part of the House

## The Kitchen



Draw a circle around things that belongs to the kitchen.



kettle



pillow



soil




frying pan




toilet




kitchen pot



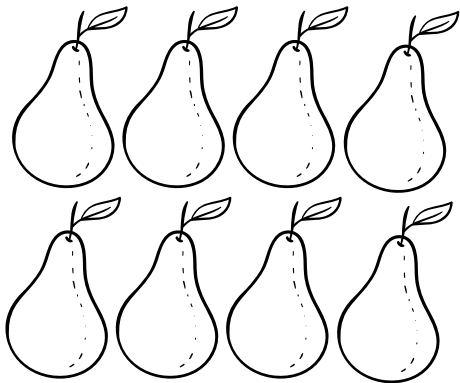
whisk



fence




# AUTUMN COUNTING



1

8

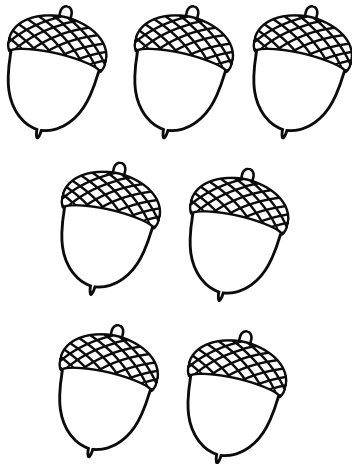
3



9

3


4



8

7


4



1

6


5



1

3

9



1









2

9






# LET'S COUNT PETS!

Count and write your answers in the chart below



|   |                      |   |                      |   |                      |   |                      |
|---|----------------------|---|----------------------|---|----------------------|---|----------------------|
|  | <input type="text"/> |  | <input type="text"/> |  | <input type="text"/> |  | <input type="text"/> |
|  | <input type="text"/> |  | <input type="text"/> |  | <input type="text"/> |  | <input type="text"/> |

# Pets Coloring









# I can sort the Animals

Look at the pictures below. Cut and paste them into the correct box.

**pets**

**not pets**



# THANKSGIVING MEMORY GAME

Print (2x), and cut the cards. Try and find as many pairs as you can!



# THANKSGIVING MEMORY GAME

Print (2x), and cut the cards. Try and find as many pairs as you can!

