




## Activity Sheets



**Pierce County  
Library System**

Information & Imagination

[mypcls.org](http://mypcls.org)  
253-548-3300









LEARNING • ENJOYMENT • COMMUNITY

Follow us!






# Books about Farms



# Rhymes, Songs, and Games


## **I'm A Little Piggy** ***Sing to - I'm a little teapot***

I'm a little piggy,  
Short and stout.  
Here are my ears,  
And here is my snout.  
When I'm in a pigpen  
I eat from a pail  
I say, "oink, oink!"  
And I wiggle my tail.



## **Silly Song: Sweetly Sings the Donkey**

Sweetly sings the donkey at the break of day  
If you do not feed him, this is what he'll say,  
"Hee-haw! Hee-haw! Hee-haw, hee-haw, hee-haw!"



## **BINGO**

There was a farmer, had a dog,  
And Bingo was his name-o,  
B-I-N-G-O, B-I-N-G-O, B-I-N-G-O,  
And Bingo was his name-o.

Play a game where you take away a letter from the name BINGO and each time you clap instead until you are only clapping the five letters in BINGO's name.

## **OLD MACDONALD HAD A FARM**

Old MacDonald had a farm  
E-I-E-I-O!  
And on that farm, he had a cow  
E-I-E-I-O!  
With a "moo, moo" here  
And a "moo, moo" there!  
Here a "moo," there a "moo."  
Everywhere a "moo, moo!"  
Old MacDonald had a farm  
E-I-E-I-O!




*Sing the song "Old MacDonald" while holding up different pictures of farm animals OR farm animal stuffed animals. Children get to name the animal and make the sound of each animal. For fun at the end, hold up a picture of a rabbit.*

*What sound does a rabbit make?!*


*You can also play a hide and seek game around your home where children get to find each of the animals after you sing about them together.*

*Children can also hide the animal while you find it!*


# RISE AND SHINE!



# goose


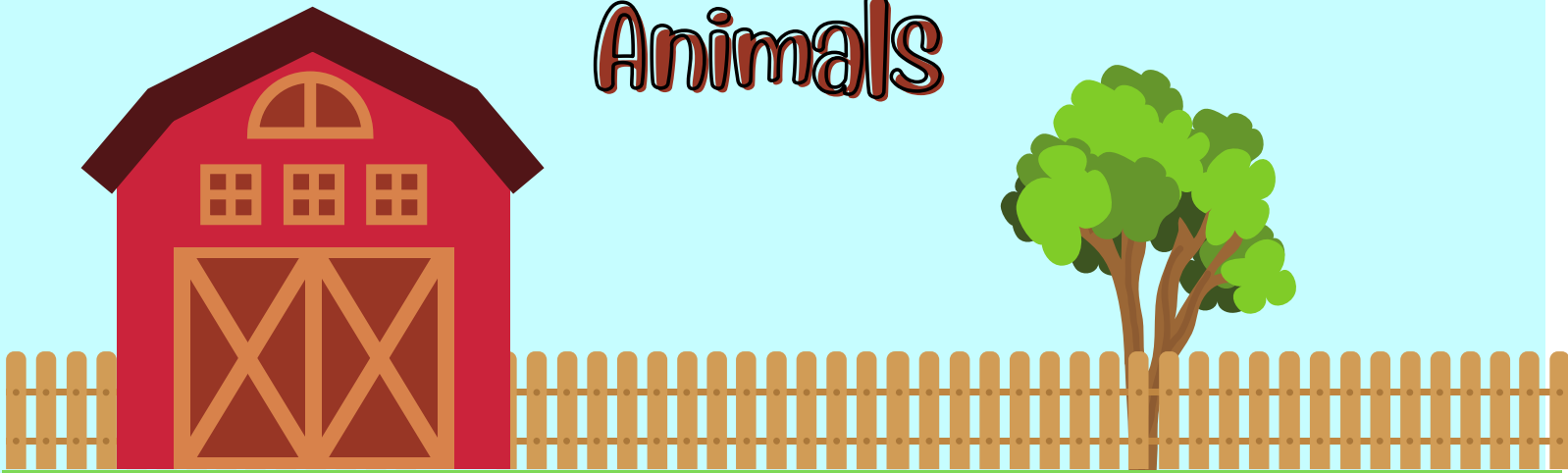


# ram






# Farm Animals




**Cow**




**Chicken**



**Pig**



**Sheep**






**Horse**




# Cut and Paste

## the farm animals























# horse




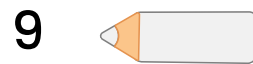


# Animals

Circle the matching animal picture.

bird			
monkey			
rabbit			
lion			
cow			
pig			

# PIG


Match the number to the colors on the picture.



# FARM ANIMAL

## SYMMETRY





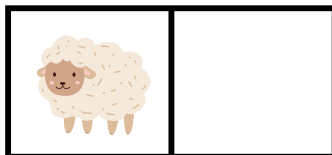

Complete the picture by drawing and coloring the other half.





# FARM ANIMALS




Count the pictures and write the correct numbers.






# Animal Words

Color the picture that goes with the animal's name.




1. bee






2. fish






3. bird



4. cow



5. rat



# FINGER PUPPETS

## FARM ANIMALS

Cut out or around the animal. Cut out the rectangle below each animal. Tape the rectangle onto the animal and tape it to make a ring for your finger.

