


March

Activity Sheets



**Pierce County
Library System**

Information & Imagination


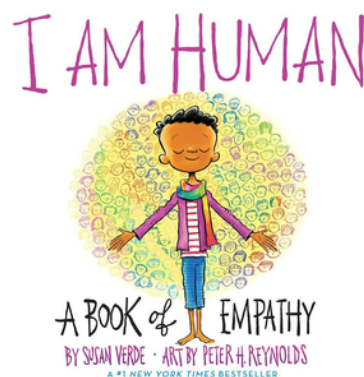






piercecountylibrary.org
253-548-3300

LEARNING • ENJOYMENT • COMMUNITY

Follow us!



Books about Feelings



Games, Songs, and a Recipe



Bagel Faces

What you need:

Bagel, English Muffins, bread, or crackers

Toppings like - cheese slices, cream cheese or peanut butter spread, bananas, berries, or other fruit. Or veggies instead.

Encourage children to build a face on their bagel, cracker, etc..

What would make a good shape for eyes? A nose? A mouth?

Is their face happy? Sad? This is another good opportunity to talk about different emotions and how our faces often show how we are feeling.

Feelings Playdough Mats

What you need:

Outline of a face on paper

Playdough

There are a lot of great printables you can find online of face outlines or you can draw your own.

Let children create their own face on the paper with playdough.

What would a happy face look like?

What about an angry face? Or a surprised face?

Encourage them to experiment with changing the eyes, eyebrows, mouths, on their faces to create different emotions.



Sticky Bubblegum

Sticky, sticky, sticky

Bubblegum, bubblegum,

Bubblegum,

Sticky, sticky, sticky

Bubblegum,

Sticking my hands together!

Uh-oh – they're stuck

Let's pull them apart...Ready?

1, 2, 3.....UNSTICK!


This is a fun and silly song to act out together.

Pretend gum is stuck to your hands, on your tummy, in your hair, on the floor, etc. Each time, check in and see if the gum is actually unstuck.... If not, try again!




FEELINGS


Trace the words and draw a face for each emotion.



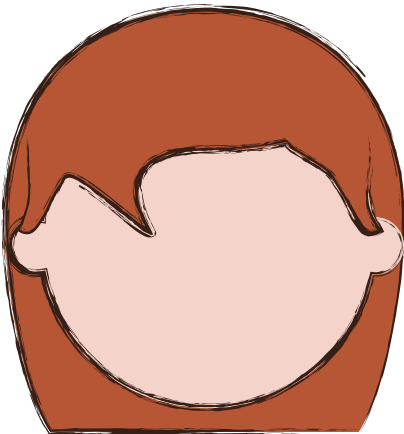
Happy



Sad



Afraid



Excited




Angry



Silly

How are you Feeling?

Color the monster according to your feeling today.



Sad



Happy

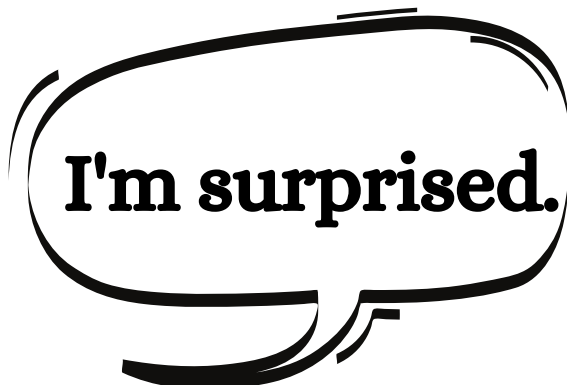
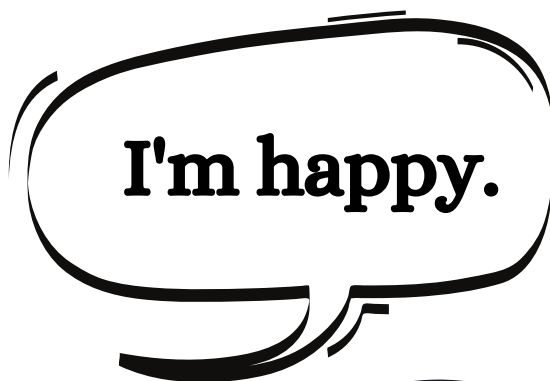




Angry




Scared

DRAW THE MOUTHS




Color by Number

Use the key at the bottom of the page to color the picture.



DICE-CREAM BINGO

Instructions: Roll two dice, add the total, colour the number on the ice cream below, and be the first to colour all the numbers:



Emotions

Can you tell their emotions? Choose from the words on the box.













sad
angry

worried
silly

happy
tired


Color By Number

- 1 - Pink
- 2 - Grey
- 3 - Black




NUMBERS OR LETTERS

Trace the numbers and letters. Color the raindrops with letters blue.
Color the raindrops with numbers green.



MAZE GAME

Can you help Ben find his way to his cat?



EMOTIONS!

