


# Welcome WINTER

## Activity Sheets



**Pierce County  
Library System**

Information & Imagination

[piercecountylibrary.org](http://piercecountylibrary.org)  
253-548-3300








LEARNING • ENJOYMENT • COMMUNITY

Follow us!





# Books about Winter



# Songs, Rhymes and Games



The songs below are all fun to try with scarves!

Use what you have at home for a scarf - many things will work

-tissues, paper towel, a wash cloth, small blanket or even a favorite stuffed animal!

Act out the words to the songs/rhymes with your scarf. Have fun!

## Here is My Hat by Eric Ode

Here is my hat, on top of my head.  
Here are my boots, shiny and red.  
Here is my scarf, fuzzy and white.  
Here is my coat buttoned up tight.  
Here is the door that goes outside.  
I turn the handle, I open it wide,  
I take one giant step, and then...  
BRRRRRRRRRRRRR! I run back inside!

## Snowflake, snowflake in the Sky - [www.Jbrary.com](http://www.Jbrary.com)

**Tune: Twinkle, Twinkle Little Star**

Snowflake, snowflake in the sky  
Love to watch you floating by  
Down you fall upon the ground,  
Down you fall without a sound,  
Snowflake, snowflake in the sky  
Love to watch you floating by.

## Chubby Little Snowman

**Tune of: Bunny Hop!**

There was a little snowman,  
He had a carrot nose,  
Along came a bunny,  
And what do you suppose?  
That hungry little bunny,  
Looking for his lunch –

Ate the snowman's carrot nose – NIBBLE, NIBBLE, CRUNCH!

## Build your Name in the Shape of a Snowman!

**What you need:**

Paper, glue, and scissors

Crayons or markers

Cut out circles - one for each letter in your name.. Write a letter on each circle. Glue them onto a large piece of paper to make your name. Decorate your snowman however you like!










name  
snowmen




# WINTER

## COLORING PAGE




# ROLL A SNOWMAN

Roll the dice and  
decorate the  
snowman



Draw  
the eyes



Draw  
the nose



Draw  
the mouth




Draw  
the buttons



Draw the hat  
and scarf




Decorate  
the arms





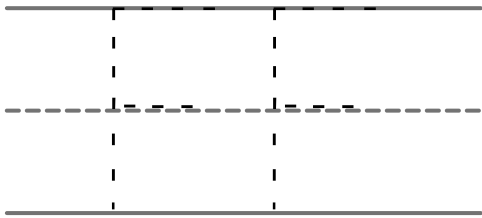
# WINTER HAT LINE TRACING

Carefully trace the lines and then color the winter hat.




# FIND THE LETTERS.

DIRECTIONS: TRACE THE LETTERS. THEN COLOR THE CIRCLES THAT HAVE THE LETTER YOU TRACED.



is for  
Fire


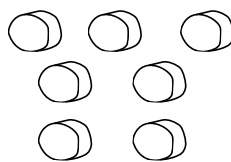



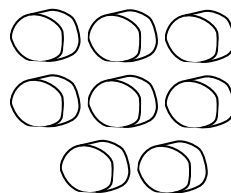

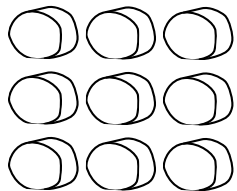

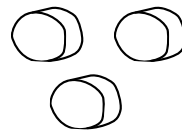

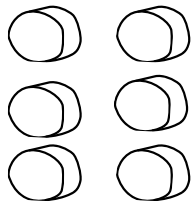

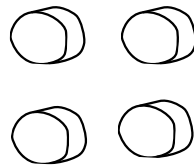

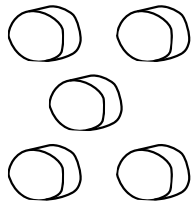





# HOT CHOCOLATE

Count the marshmallows next to each cup of hot chocolate. Write the number in the space provided.

Color the cups of hot chocolate!







hot chocolate

with marshmallows

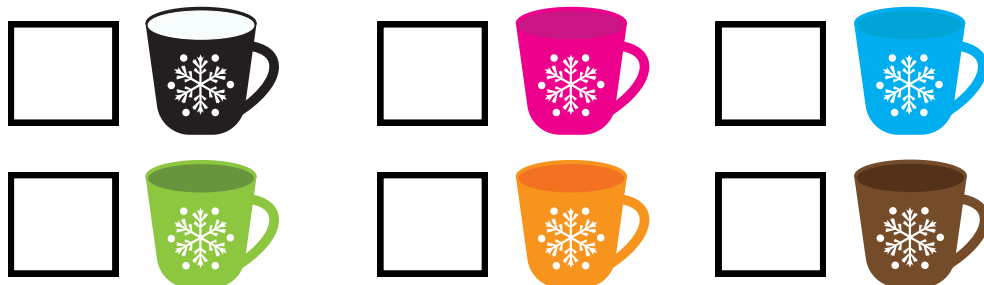
# hot chocolate



# WINTER COUNTING



Find and count the following items.



# LABEL THE ARCTIC ANIMALS

Use the word bank below to label each arctic animal.

reindeer


puffin

arctic wolf

orca whale

bald eagle

sea otter



---



---




---



---



---



---





# LABEL THE ARCTIC ANIMALS

Use the word bank below to label each arctic animal.

polar bear  
beluga whale

arctic hare  
snowy owl


walrus  
arctic fox




\_\_\_\_\_



\_\_\_\_\_



\_\_\_\_\_



\_\_\_\_\_



\_\_\_\_\_



\_\_\_\_\_

