


HELLO November

Activity Sheets



**Pierce County
Library System**

Information & Imagination

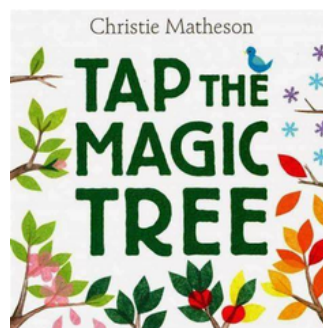





piercecountylibrary.org
253-548-3300

LEARNING • ENJOYMENT • COMMUNITY

Follow us!



Books about Leaves



Leaf Activities



The Leaves Are Changing Colors

Tune: I'm a little teapot

The leaves are changing colors all around
Falling, falling to the ground
Running, running, running,
Hear them CRUNCH!
Rake them up into a bunch -
So we can JUMP in them!
*Make your actions match the
words of the song!*



Leaf Rubbings and Crayon Resist

What you need:

Variety of leaves

Crayon pieces

Paper

Watercolor paints - optional

Gather different shapes and sizes of leaves and bring them in to press them. Put them under a paper and a few books or something that is heavy to make them as flat as possible. Leave them this way overnight.

Put your leaf under a paper. Using a broken crayon or crayon piece with the paper removed, color slowly across the paper where the leaf is hiding and watch the leaf shape appear on your paper.

For extra fun, paint over your crayon leaves with watercolor paint. If you use a light crayon and darker paint, the contrast is especially beautiful!

Game - Spider Hiding Behind Leaves!

Gather a variety of leaves.

Make a spider out of paper - draw a picture or cut out a spider shape.

Spread the leaves on a table

or across the floor

and hide the spider

under one of the leaves.

Play a game with your family

or friends where you have them

name the color, size, or type of leaf they think the spider might be under.



How long does it take them

to find the spider?

You could keep a tally of how many leaves you looked under before they found the spider!

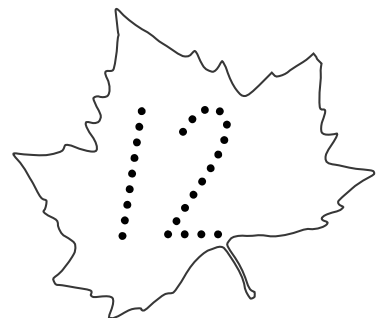
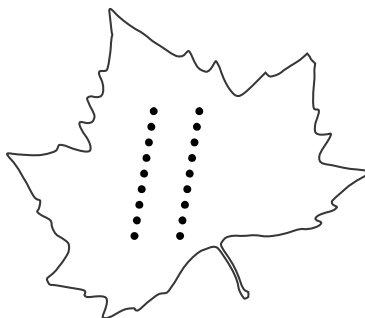
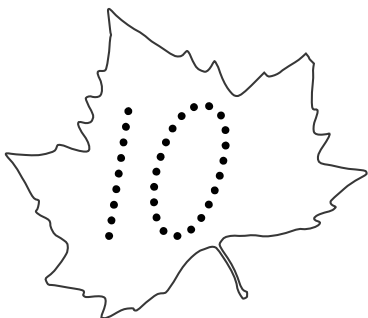
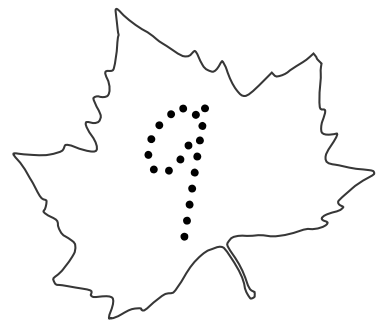
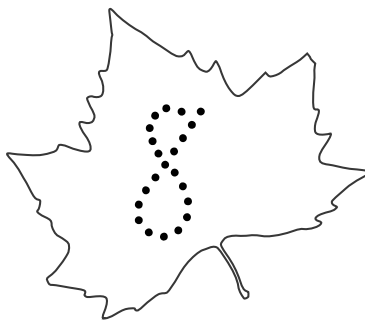
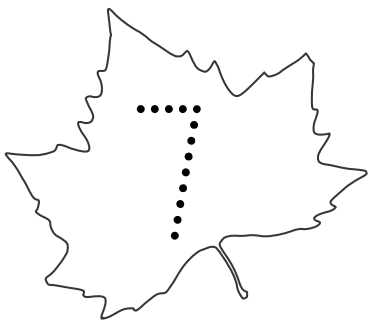
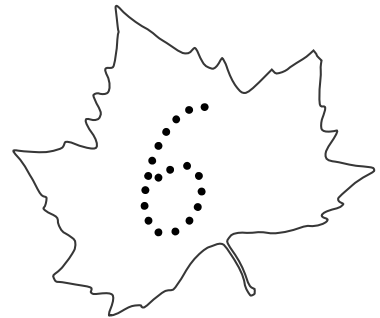
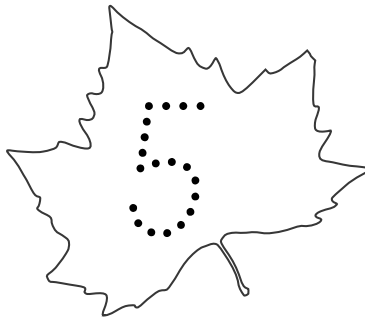
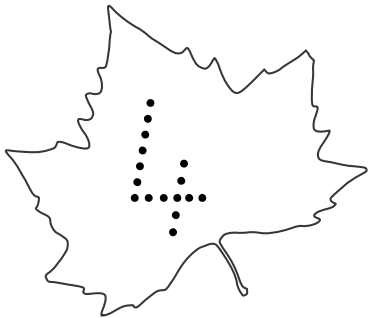
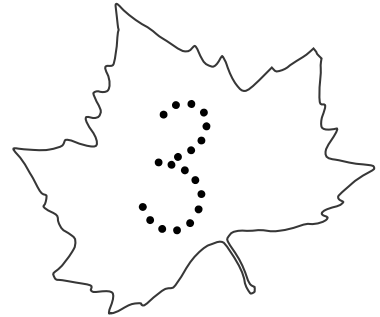
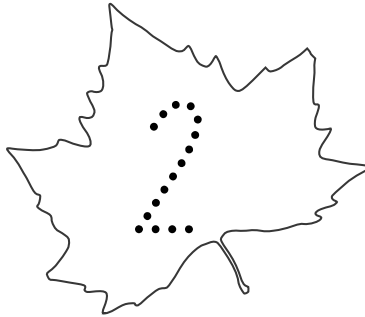
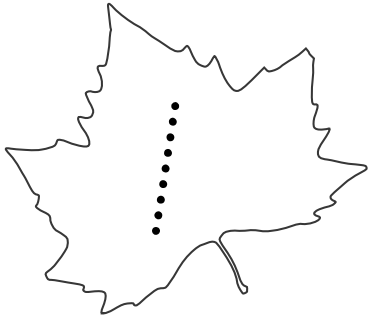
Falling Leaves Line Tracing

Carefully trace the lines to follow the falling leaves.



Fall Leaf Counting

Practice writing the numbers 1-12 and then color all the leaves!



FALL SEASON MEMORY CARDS

Cut the cards and play the game.



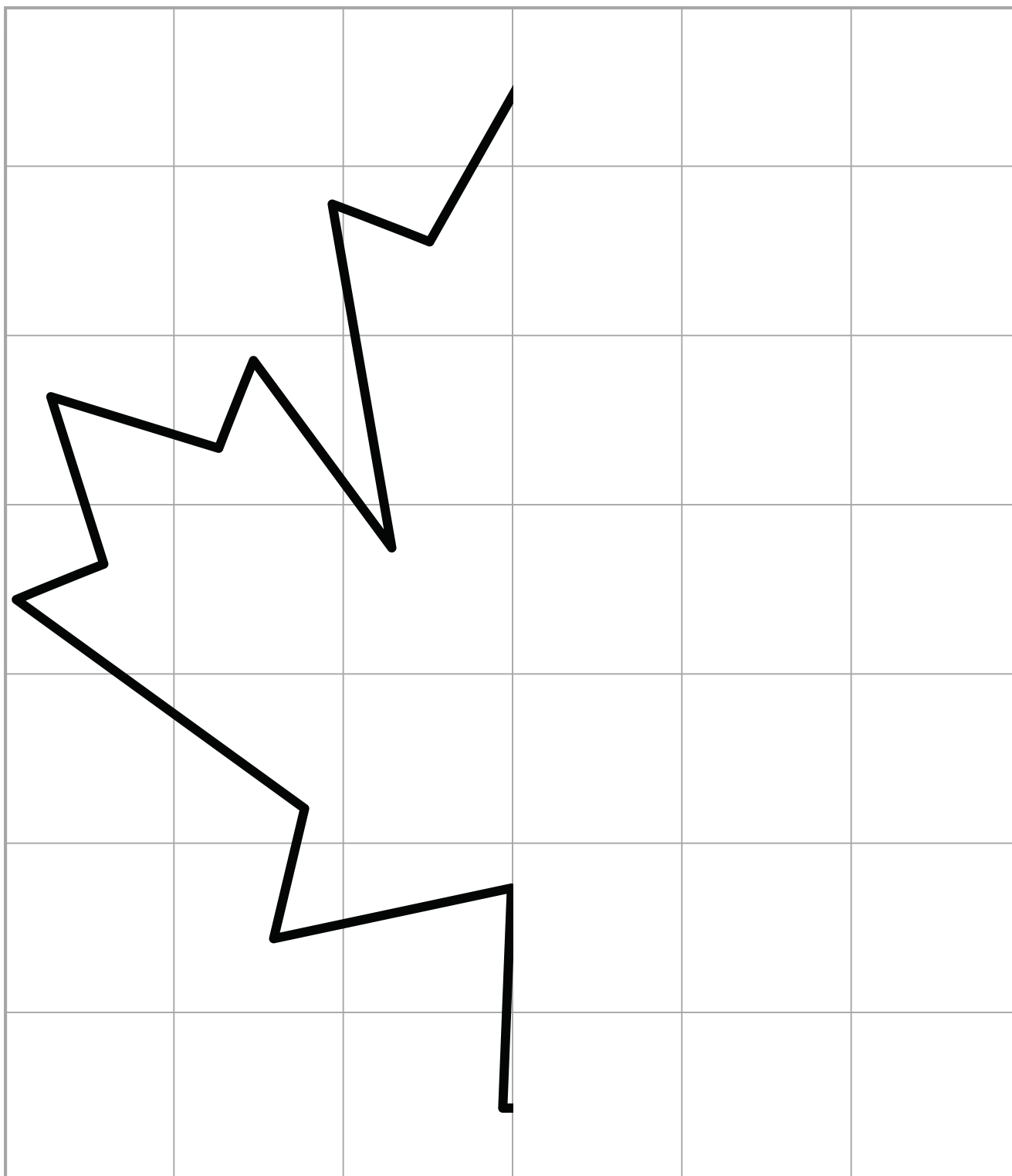
FALL SEASON MEMORY CARDS

Cut the cards and play the game.




AUTUMN SYMMETRY DRAWING

Use the grid to draw the other side of the image:



Count the numbers!

Can you count the numbers as you create the bird? How many numbers are there?




Color By Number

1 - Yellow

2 - Orange

3 - Red



Gratitude Jar



You can write or draw what you are thankful for!

