








# October

## Activity Sheets





# Books about Owls and Nighttime



# Rhymes, Songs, and Projects about Owls

## The Owl

The owl's eyes open wide at night  
He looks to the left,  
He looks to the right.  
He turns his head around and around  
And then he makes the spookiest sound...  
HOO! HOO! HOO!



## Owl Guessing Rhyme

There's something in the tree ,  
With big, wide eyes  
And a pointed nose,  
Two pointed ears,  
And claws for toes  
*Pause for everyone to guess...*  
When he sits up in the tree and looks at you  
He flaps his wings, and says "Whooo? Whooo?"  
*This is a good chance to show a picture of a real owl  
and talk about the fact that  
owls are "nocturnal" or awake at night!*

## Build-An-Owl Snack

### *What you need:*

Bread, English muffins, graham crackers, rice cakes  
Peanut butter, cream cheese, or another favorite spread!  
Bananas, berries, raisins, small pretzels, or anything that looks like owl eyes!  
Have fun assembling your owl shape snacks! One idea is pictured below.

## Five Baby Owls


Five baby owls learning to say, "HOO!"  
Flap their wings and then say - **"BOO!"**  
"No, no!" says Mama Owl!  
"Don't say Boo. Please, oh please say...  
Hoo! Hoo! Hoo!"

Five baby owl learning to say, "HOO!"  
Flap their wings and then say - **"MOO!"**  
"No, no!" says Mama Owl!  
"Don't say Moo. Please, oh please say...  
Hoo! Hoo! Hoo!"

*Continue with other words that rhyme with HOO -  
Glue, Shoe, Zoo, Who?  
Have fun!*












# COLOR BY NUMBER



# Build An Owl Activity!






Cut on or around as many shapes as you like and glue them onto the next page. You can draw or color your owl too.






## Forest Animals Puzzle

Puzzle the forest animals back together. Then color the animals.











**Rabbit**



**Bear**





**Owl**



**Hedgehog**





















Use the grid to draw the other side of the owl and color it.



**owl**



# Roll a Story

Roll the dice to pick a character, setting, and problem. Then, use these to tell your own story. Add even more to your story!

	Character	Setting	Problem
	A zoo keeper 	In a dark forest 	Finds a magic wand 
	A beautiful princess 	On a ship 	Gets stuck in a fire 
	A big bear 	In a desert 	Meets a big monster 
	An old man 	In a hidden cave 	Gets lost 
	A friendly alien 	At a farm 	Is chased by a wolf 
	A brave policeman 	On a spaceship 	Sees a ghost 

# Find Differences

Find the 7 differences in the pictures below.




# Pumpkin Emotions


Create faces for each below. What do you think a sad pumpkin looks like? Or a surprised pumpkin?




Happy



Sad



Angry



Surprised

